

THE TRANQUIL



THE TRANQUIL  
AT SOBHA CENTRAL





# SHEIKH ZAYED ROAD

THE MOST POWERFUL CORRIDOR OF THE MIDDLE EAST



Sheikh Zayed Road stands as a true testament to Dubai's ever-evolving skyline and ambition. Lining with soaring towers and glittering lights, it is the lifeline of the UAE.



A CORRIDOR OF

# CONNECTIVITY

Seamlessly connecting iconic landmarks such as Downtown Dubai, Dubai Marina, DIFC, and the Palm Jebel Ali, SZR is where the city's energy never stops flowing.







LIFE ALONG THE  
**ICONIC STRETCH**

Seamlessly connecting iconic landmarks such as Downtown Dubai, Dubai Marina, DIFC, and the Palm Jebel Ali, SZR is where the city's energy never stops flowing.





# ENGINEERED

FOR EASE

In a city where movement is everything, direct connectivity becomes a mark of distinction. Sobha Central will feature two dedicated lanes flowing in and out of the community, including a rare fly-out bridge from the second-floor podium, offering residents a direct exit toward Dubai.





For those arriving from Abu Dhabi or making a swift U-turn from Dubai - a dedicated ramp-in ensures an effortless arrival. This level of infrastructural access is typically reserved for landmark commercial hubs, making Sobha Central a true first in Dubai's mixed-use landscape.







This isn't just about height; it's about perspective. With unobstructed panoramic views, every window frames a rare sense of openness that breathes space and light into daily life.

Veering off the traditional path, Sobha Central holds its innovation in a large urban park on top of its crown jewel - the podium which treats residents to a spectacular view from their homes.







SOBHA CENTRAL





A man and a woman are seated in a modern, dimly lit interior. The woman, on the left, is wearing a dark blue blazer over a light-colored top and is looking off to the side. The man, on the right, is wearing a dark blue blazer over a light-colored shirt and is also looking off to the side. They are both looking towards the right side of the frame. In the background, there are large potted plants with purple flowers and green foliage. The lighting is soft and focused on the couple, creating a sophisticated and intimate atmosphere.

URBAN LIVING

# REIMAGINED

With dedicated office spaces and rooftop retreats, every corner invites you to connect, unwind, or simply be. Business centers, fitness areas, shaded green zones, and everyday essentials flow seamlessly, creating a community built for real life. From the grand prayer hall to the commercial gym, boutique retail to the supermarket, every space supports wellness, connection, and effortless routines—whether it's an early morning spin, a quick football game, or a quiet moment in the meditation room.









MEETINGS,  
MEDITATION,  
MOVEMENT-

IT ALL FITS IN

At Sobha Central, work meets convenience with 175,000 sq. ft. of leasable premium office spaces right within the development. For added flexibility, residents can also access modern co-working areas and a business centre just an elevator ride away.

Residents move freely across a network of experiences designed for convenience, community, and calm, be it the clubhouse, gym, theatre, or serene green escapes. Whether you're dialing in or zoning out, your day flows without compromise.



A woman with blonde hair, seen from the back, stands on a balcony or terrace. She is wearing a bright yellow, textured dress and is looking out through a large window. The scene is framed by lush, dark green palm fronds in the foreground and background. The lighting is soft and natural, suggesting a bright day outside.

# EVERY CORNER INVITES A NEW EXPERIENCE

This elevated community features a Grand Prayer Hall, a fully functional mall, and exclusive resident-only lobbies – all framed by jogging tracks, landscaped courtyards, and serene corners that make everyday rituals extraordinary.





At the base of the towers, a vibrant retail podium puts everything within reach. From cafés and fresh bites to boutiques and essentials, the street hums with energy – whether you're shopping, meeting friends, or simply strolling past.

THE RHYTHM OF  
**RETAIL**



The image is a wide-angle shot of a modern lounge or bar. In the foreground, a dark, polished bar counter is cluttered with various items: several glasses of water and cocktails, a small potted plant, a pepper mill, and some condiment containers. Behind the bar, four people are seated. From left to right: a man in a dark suit, a man with a grey beard and mustache wearing a dark blazer over a red shirt, a man in a dark blazer, and a woman with long dark hair. They are all looking towards the right. In the background, a bartender in a dark shirt is working behind the bar. The ceiling is made of dark, horizontal wooden slats with recessed lighting. Large windows on the left side of the frame let in natural light. The overall atmosphere is sophisticated and relaxed.

# IN THE LAP OF LEISURE

Across every corner, terrace, and tier, life unfolds in curated layers. Mornings start at the café, followed by spa and salon\* moments. Children explore adventure mounds, the projection playground\*, or the bubble lounge\*, while adults gather at barbecue pavilions or try their hand at Mini Putt-Putt golf.

\*Disclaimer - Amenities to be part of commercial clubhouse



PLAY

ARTFULLY

PLAY

FREELY

WATER



- ♦ Children's pool
- ♦ Lap pool
- ♦ Leisure pool
- ♦ Jacuzzi

FITNESS & SPORT

- ♦ Outdoor exercise space
- ♦ Jogging track
- ♦ Mini putt-putt course
- ♦ Football ground
- ♦ Cricket batting enclosure
- ♦ Calisthenic gym





RECREATION

- ♦ Outdoor cinema / Movie Lawn
- ♦ Outdoor games
- ♦ Open activity/picnic/event lawn
- ♦ Main activity boulevard



GREEN SPACES

- ♦ Gardens - Ornamental, Sensory, Fragrance and Medicinal
- ♦ Open plaza with water feature & sculpture
- ♦ Outdoor courtyard
- ♦ Open amphitheatre lawn
- ♦ Outdoor sitting area pockets
- ♦ Seating tree courtyard



FAMILY & CHILDREN

- ♦ Artificial turf play mounds
- ♦ Activity mound
- ♦ Climbing walls
- ♦ Family barbecue gathering space
- ♦ Dog park



INDOOR

- ♦ Gym
- ♦ Yoga studio
- ♦ Steam and sauna with changing rooms
- ♦ Multipurpose hall
- ♦ Children's play area
- ♦ Library
- ♦ Leisure lounge
- ♦ Fitness studio & spinning room
- ♦ Indoor theatre
- ♦ Meditation room / time free zones
- ♦ Business centre



I N T R O D U C I N G



THE TRANQUIL

AT SOBHA CENTRAL

The Tranquil at Sobha Central stands in a league of its own. With unobstructed views at every turn, this tower is designed not just for living but for fully experiencing life. Every moment feels elevated, every space inspires, and each day becomes something to celebrate.









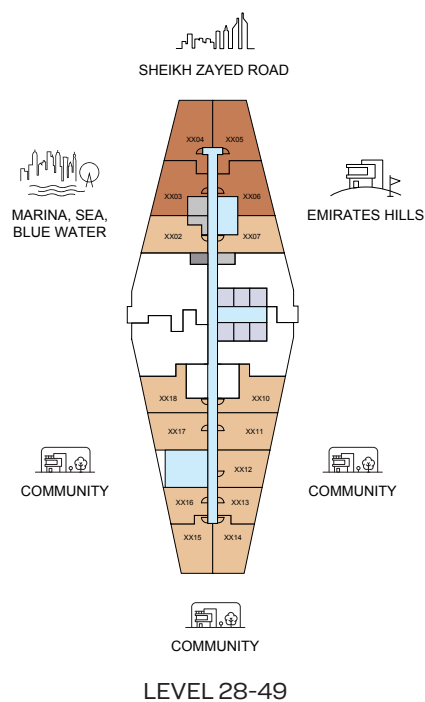
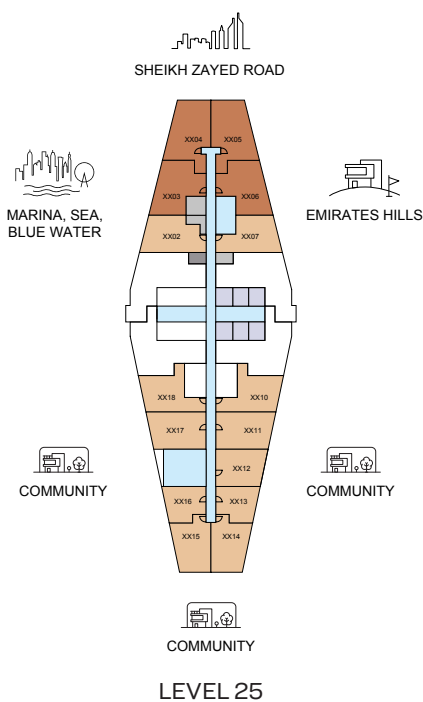
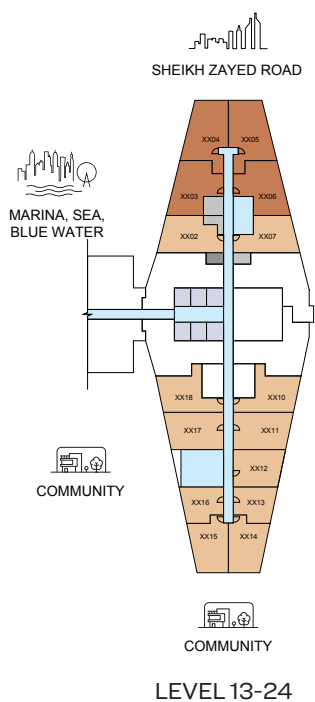






# FLOOR AND UNIT PLANS

## THE TRANQUIL AT SOBHA CENTRAL



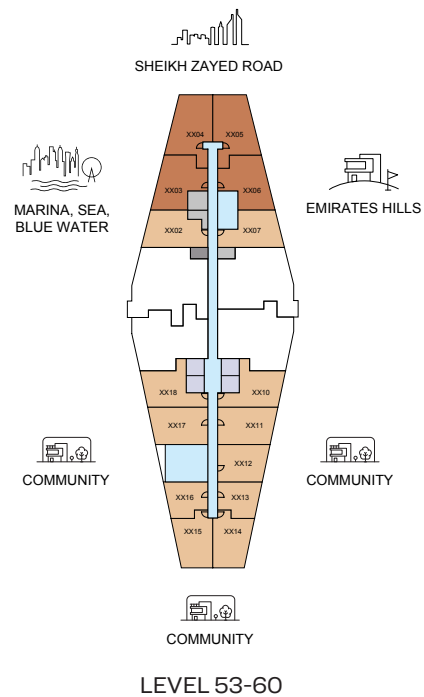
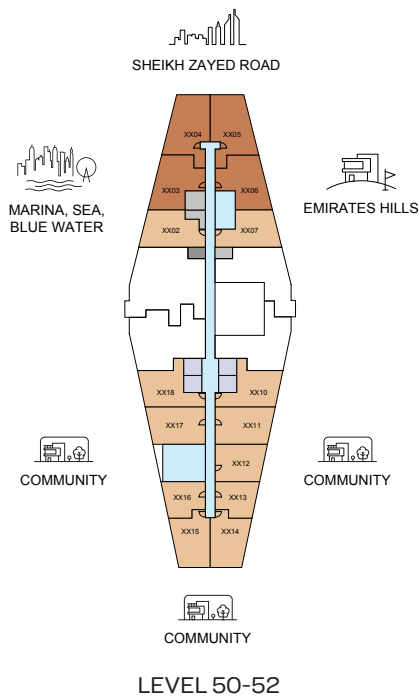
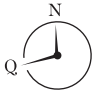
- 1 BED UNIT
- 2 BED UNIT
- CIRCULATION
- SERVICES
- LIFTS
- GARBAGE ROOM

DISCLAIMER: 1. ALL DIMENSIONS ARE IN METRIC, MEASURED TO WALL. 2. ALL DIMENSIONS & DRAWINGS ARE APPROXIMATE. 3. ACTUAL AREA MAY VARY FROM THE STATED AREA. 4. DRAWING ARE NOT TO SCALE. 5. LAYOUT REPRESENTATION AND IMAGES ARE FOR ILLUSTRATIVE PURPOSES ONLY AND MAY NOT REPRESENT THE ACTUAL SIZE, FEATURES, SPECIFICATIONS FOR KITCHEN FIXTURES, APPLIANCES, FITTINGS, FURNITURE OR FURNISHINGS AND FACADE. ACTUAL PRODUCTS AND DETAILS MAY VARY. 6. THE DEVELOPER RESERVES THE RIGHT TO MAKE REVISIONS/ ALTERATIONS, AT ITS ABSOLUTE DISCRETION, WITHOUT PRIOR INTIMATION OR ANY LIABILITY WHATSOEVER.



# FLOOR AND UNIT PLANS

## THE TRANQUIL AT SOBHA CENTRAL



- |  |   |   |
|--|---|---|
| <span style="display: inline-block; width: 15px; height: 10px; background-color: #f4a460; border: 1px solid black;"></span> 1 BED UNIT | <span style="display: inline-block; width: 15px; height: 10px; background-color: #4682b4; border: 1px solid black;"></span> CIRCULATION | <span style="display: inline-block; width: 15px; height: 10px; background-color: #d8bfd8; border: 1px solid black;"></span> LIFTS     |
| <span style="display: inline-block; width: 15px; height: 10px; background-color: #8b4513; border: 1px solid black;"></span> 2 BED UNIT | <span style="display: inline-block; width: 15px; height: 10px; background-color: #a9a9a9; border: 1px solid black;"></span> SERVICES    | <span style="display: inline-block; width: 15px; height: 10px; background-color: #333; border: 1px solid black;"></span> GARBAGE ROOM |

DISCLAIMER: 1. ALL DIMENSIONS ARE IN METRIC, MEASURED TO WALL. 2. ALL DIMENSIONS & DRAWINGS ARE APPROXIMATE. 3. ACTUAL AREA MAY VARY FROM THE STATED AREA. 4. DRAWING ARE NOT TO SCALE. 5. LAYOUT REPRESENTATION AND IMAGES ARE FOR ILLUSTRATIVE PURPOSES ONLY AND MAY NOT REPRESENT THE ACTUAL SIZE, FEATURES, SPECIFICATIONS FOR KITCHEN FIXTURES, APPLIANCES, FITTINGS, FURNITURE OR FURNISHINGS AND FACADE. ACTUAL PRODUCTS AND DETAILS MAY VARY. 6. THE DEVELOPER RESERVES THE RIGHT TO MAKE REVISIONS/ ALTERATIONS, AT ITS ABSOLUTE DISCRETION, WITHOUT PRIOR INTIMATION OR ANY LIABILITY WHATSOEVER.



SOBHA CENTRAL



# 1

BEDROOM  
APARTMENT

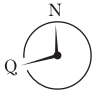
## TYPE A

(with balcony)

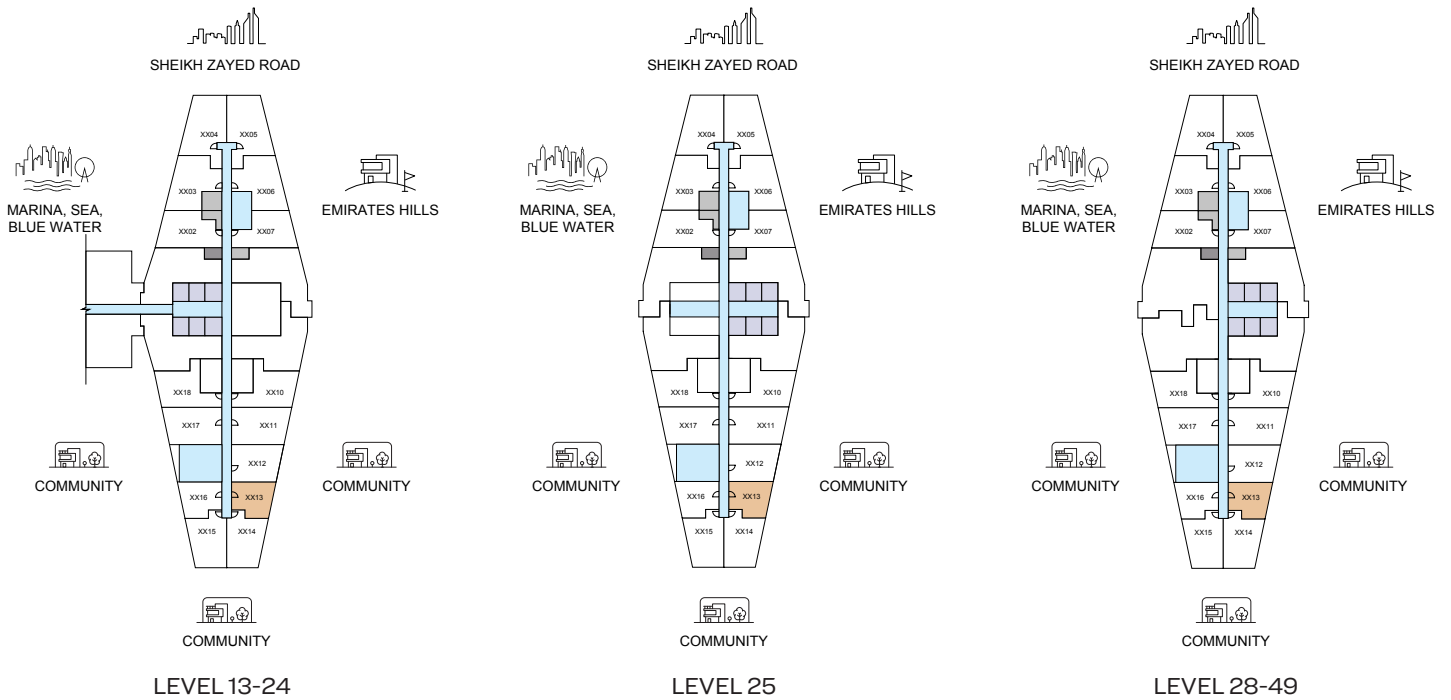
THE TRANQUIL  
AT SOBHA CENTRAL

### TOTAL SALEABLE AREA

SUITE = 410.97 SQ.FT.  
BALCONY = 84.50 SQ.FT.  
TOTAL = 495.47 SQ.FT.



UNIT



List of unit numbers with this unit plan:

### VIEWS

Uptown Dubai, Low-rise villa community

A1313, A1413, A1513, A1613, A1713, A1813, A1913, A2013, A2113, A2213, A2313, A2413, A2513, A2813, A2913, A3013, A3113, A3213, A3313, A3413, A3513, A3613, A3713, A3813, A3913, A4013, A4113, A4213, A4313, A4413, A4513, A4613, A4713, A4813, A4913, A5013, A5113, A5213, A5313, A5413, A5513, A5613, A5713, A5813, A5913, A6013

DISCLAIMER: 1. ALL DIMENSIONS ARE IN METRIC, MEASURED TO WALL. 2. ALL DIMENSIONS & DRAWINGS ARE APPROXIMATE. 3. ACTUAL AREA MAY VARY FROM THE STATED AREA. 4. DRAWING ARE NOT TO SCALE. 5. LAYOUT REPRESENTATION AND IMAGES ARE FOR ILLUSTRATIVE PURPOSES ONLY AND MAY NOT REPRESENT THE ACTUAL SIZE, FEATURES, SPECIFICATIONS FOR KITCHEN FIXTURES, APPLIANCES, FITTINGS, FURNITURE OR FURNISHINGS AND FACADE. ACTUAL PRODUCTS AND DETAILS MAY VARY. 6. THE DEVELOPER RESERVES THE RIGHT TO MAKE REVISIONS/ ALTERATIONS, AT ITS ABSOLUTE DISCRETION, WITHOUT PRIOR INTIMATION OR ANY LIABILITY WHATSOEVER.



SOBHA CENTRAL

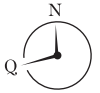


# 1

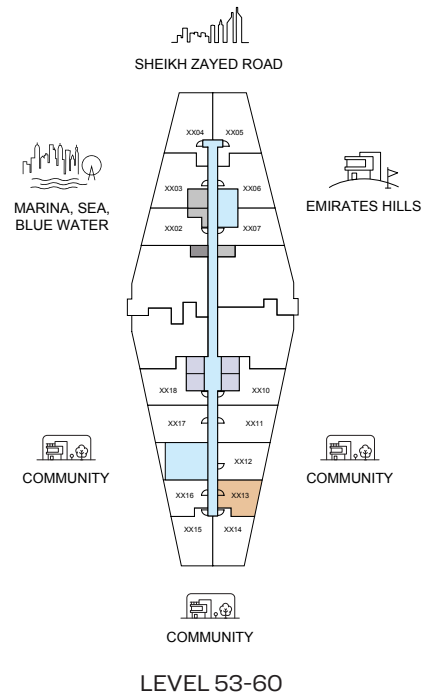
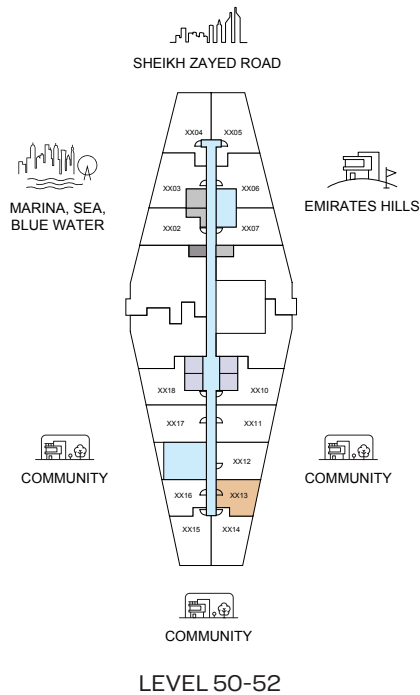
BEDROOM  
APARTMENT  
**TYPE A**  
(with balcony)

THE TRANQUIL  
AT SOBHA CENTRAL

**TOTAL SALEABLE AREA**  
SUITE = 410.97 SQ.FT.  
BALCONY = 84.50 SQ.FT.  
TOTAL = 495.47 SQ.FT.



UNIT



List of unit numbers with this unit plan:

## VIEWS

Uptown Dubai, Low-rise villa community

A1313, A1413, A1513, A1613, A1713, A1813, A1913, A2013, A2113, A2213, A2313, A2413, A2513, A2613, A2713, A2813, A2913, A3013, A3113, A3213, A3313, A3413, A3513, A3613, A3713, A3813, A3913, A4013, A4113, A4213, A4313, A4413, A4513, A4613, A4713, A4813, A4913, A5013, A5113, A5213, A5313, A5413, A5513, A5613, A5713, A5813, A5913, A6013

DISCLAIMER: 1. ALL DIMENSIONS ARE IN METRIC, MEASURED TO WALL. 2. ALL DIMENSIONS & DRAWINGS ARE APPROXIMATE. 3. ACTUAL AREA MAY VARY FROM THE STATED AREA. 4. DRAWING ARE NOT TO SCALE. 5. LAYOUT REPRESENTATION AND IMAGES ARE FOR ILLUSTRATIVE PURPOSES ONLY AND MAY NOT REPRESENT THE ACTUAL SIZE, FEATURES, SPECIFICATIONS FOR KITCHEN FIXTURES, APPLIANCES, FITTINGS, FURNITURE OR FURNISHINGS AND FACADE. ACTUAL PRODUCTS AND DETAILS MAY VARY. 6. THE DEVELOPER RESERVES THE RIGHT TO MAKE REVISIONS/ ALTERATIONS, AT ITS ABSOLUTE DISCRETION, WITHOUT PRIOR INTIMATION OR ANY LIABILITY WHATSOEVER.



SOBHA CENTRAL



# 1

BEDROOM  
APARTMENT

**TYPE A**  
(with balcony)

THE TRANQUIL  
AT SOBHA CENTRAL

**TOTAL SALEABLE AREA**  
SUITE = 410.97 SQ.FT.  
BALCONY = 84.50 SQ.FT.  
TOTAL = 495.47 SQ.FT.



List of unit numbers with this unit plan:

## VIEWS

Uptown Dubai, Low-rise villa community

A1313, A1413, A1513, A1613, A1713, A1813, A1913, A2013, A2113, A2213, A2313, A2413, A2513, A2813, A2913, A3013, A3113, A3213, A3313, A3413, A3513, A3613, A3713, A3813, A3913, A4013, A4113, A4213, A4313, A4413, A4513, A4613, A4713, A4813, A4913, A5013, A5113, A5213, A5313, A5413, A5513, A5613, A5713, A5813, A5913, A6013

DISCLAIMER: 1. ALL DIMENSIONS ARE IN METRIC, MEASURED TO WALL. 2. ALL DIMENSIONS & DRAWINGS ARE APPROXIMATE. 3. ACTUAL AREA MAY VARY FROM THE STATED AREA. 4. DRAWING ARE NOT TO SCALE. 5. LAYOUT REPRESENTATION AND IMAGES ARE FOR ILLUSTRATIVE PURPOSES ONLY AND MAY NOT REPRESENT THE ACTUAL SIZE, FEATURES, SPECIFICATIONS FOR KITCHEN FIXTURES, APPLIANCES, FITTINGS, FURNITURE OR FURNISHINGS AND FACADE. ACTUAL PRODUCTS AND DETAILS MAY VARY. 6. THE DEVELOPER RESERVES THE RIGHT TO MAKE REVISIONS/ ALTERATIONS, AT ITS ABSOLUTE DISCRETION, WITHOUT PRIOR INTIMATION OR ANY LIABILITY WHATSOEVER.



SOBHA CENTRAL



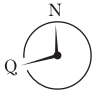
# 1

BEDROOM  
APARTMENT  
**TYPE A - VARIANT 1**  
(with balcony)

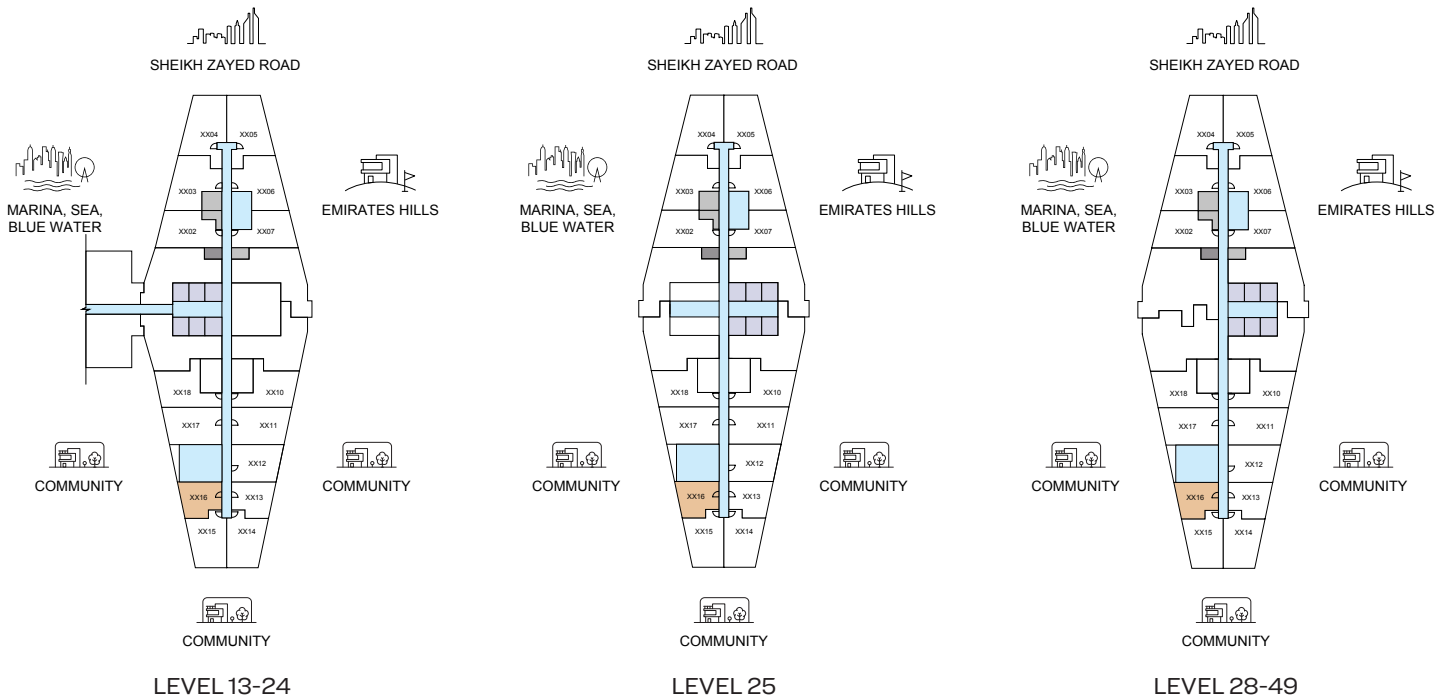
**THE TRANQUIL**  
AT SOBHA CENTRAL

## TOTAL SALEABLE AREA

SUITE = 429.59 SQ.FT.  
BALCONY = 87.83 SQ.FT.  
TOTAL = 517.42 SQ.FT.



UNIT



List of unit numbers with this unit plan:

## VIEWS

### Amenities, Community

A1316, A1416, A1516, A1616, A1716, A1816, A1916, A2016, A2116, A2216, A2316

### Community

A2416, A2516, A2816, A2916, A3016, A3116, A3216, A3316, A3416, A3516, A3616, A3716, A3816, A3916, A4016, A4116, A4216, A4316, A4416, A4516, A4616, A4716, A4816, A4916, A5016, A5116, A5216, A5316, A5416, A5516, A5616, A5716, A5816, A5916, A6016

DISCLAIMER: 1. ALL DIMENSIONS ARE IN METRIC, MEASURED TO WALL. 2. ALL DIMENSIONS & DRAWINGS ARE APPROXIMATE. 3. ACTUAL AREA MAY VARY FROM THE STATED AREA. 4. DRAWING ARE NOT TO SCALE. 5. LAYOUT REPRESENTATION AND IMAGES ARE FOR ILLUSTRATIVE PURPOSES ONLY AND MAY NOT REPRESENT THE ACTUAL SIZE, FEATURES, SPECIFICATIONS FOR KITCHEN FIXTURES, APPLIANCES, FITTINGS, FURNITURE OR FURNISHINGS AND FACADE. ACTUAL PRODUCTS AND DETAILS MAY VARY. 6. THE DEVELOPER RESERVES THE RIGHT TO MAKE REVISIONS/ ALTERATIONS, AT ITS ABSOLUTE DISCRETION, WITHOUT PRIOR INTIMATION OR ANY LIABILITY WHATSOEVER.



**SOBHA CENTRAL**



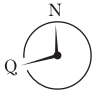
# 1

BEDROOM  
APARTMENT  
**TYPE A - VARIANT 1**  
(with balcony)

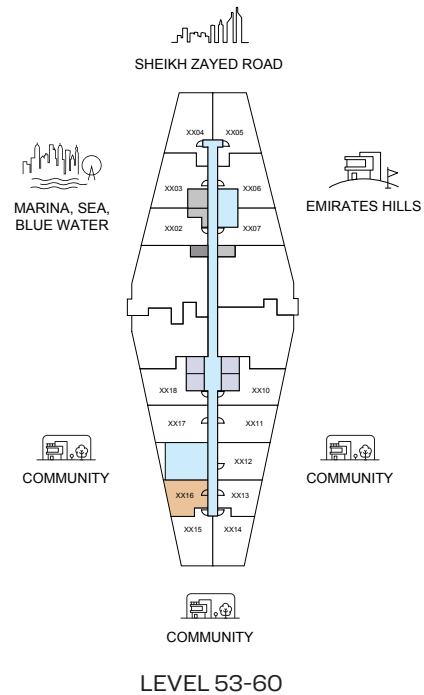
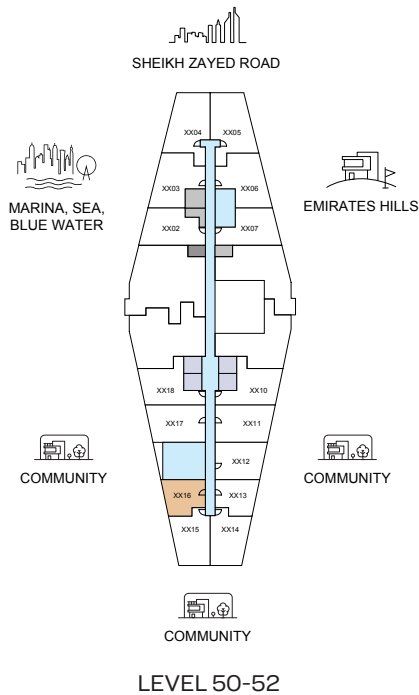
THE TRANQUIL  
AT SOBHA CENTRAL

## TOTAL SALEABLE AREA

SUITE = 429.59 SQ.FT.  
BALCONY = 87.83 SQ.FT.  
TOTAL = 517.42 SQ.FT.



UNIT



List of unit numbers with this unit plan:

## VIEWS

### Amenities, Community

A1316, A1416, A1516, A1616, A1716, A1816, A1916, A2016, A2116, A2216, A2316

### Community

A2416, A2516, A2816, A2916, A3016, A3116, A3216, A3316, A3416, A3516, A3616, A3716, A3816, A3916, A4016, A4116, A4216, A4316, A4416, A4516, A4616, A4716, A4816, A4916, A5016, A5116, A5216, A5316, A5416, A5516, A5616, A5716, A5816, A5916, A6016

DISCLAIMER: 1. ALL DIMENSIONS ARE IN METRIC, MEASURED TO WALL. 2. ALL DIMENSIONS & DRAWINGS ARE APPROXIMATE. 3. ACTUAL AREA MAY VARY FROM THE STATED AREA. 4. DRAWING ARE NOT TO SCALE. 5. LAYOUT REPRESENTATION AND IMAGES ARE FOR ILLUSTRATIVE PURPOSES ONLY AND MAY NOT REPRESENT THE ACTUAL SIZE, FEATURES, SPECIFICATIONS FOR KITCHEN FIXTURES, APPLIANCES, FITTINGS, FURNITURE OR FURNISHINGS AND FACADE. ACTUAL PRODUCTS AND DETAILS MAY VARY. 6. THE DEVELOPER RESERVES THE RIGHT TO MAKE REVISIONS/ ALTERATIONS, AT ITS ABSOLUTE DISCRETION, WITHOUT PRIOR INTIMATION OR ANY LIABILITY WHATSOEVER.



SOBHA CENTRAL



# 1

BEDROOM  
APARTMENT  
**TYPE A - VARIANT 1**  
(with balcony)

THE TRANQUIL  
AT SOBHA CENTRAL

## TOTAL SALEABLE AREA

SUITE = 429.59 SQ.FT.  
BALCONY = 87.83 SQ.FT.  
TOTAL = 517.42 SQ.FT.



List of unit numbers with this unit plan:

## VIEWS

### Amenities, Community

A1316, A1416, A1516, A1616, A1716, A1816, A1916, A2016, A2116, A2216, A2316

### Community

A2416, A2516, A2816, A2916, A3016, A3116, A3216, A3316, A3416, A3516, A3616, A3716, A3816, A3916, A4016, A4116, A4216, A4316, A4416, A4516, A4616, A4716, A4816, A4916, A5016, A5116, A5216, A5316, A5416, A5516, A5616, A5716, A5816, A5916, A6016

DISCLAIMER: 1. ALL DIMENSIONS ARE IN METRIC, MEASURED TO WALL. 2. ALL DIMENSIONS & DRAWINGS ARE APPROXIMATE. 3. ACTUAL AREA MAY VARY FROM THE STATED AREA. 4. DRAWING ARE NOT TO SCALE. 5. LAYOUT REPRESENTATION AND IMAGES ARE FOR ILLUSTRATIVE PURPOSES ONLY AND MAY NOT REPRESENT THE ACTUAL SIZE, FEATURES, SPECIFICATIONS FOR KITCHEN FIXTURES, APPLIANCES, FITTINGS, FURNITURE OR FURNISHINGS AND FACADE. ACTUAL PRODUCTS AND DETAILS MAY VARY. 6. THE DEVELOPER RESERVES THE RIGHT TO MAKE REVISIONS/ ALTERATIONS, AT ITS ABSOLUTE DISCRETION, WITHOUT PRIOR INTIMATION OR ANY LIABILITY WHATSOEVER.



SOBHA CENTRAL



# 1

BEDROOM  
APARTMENT

## TYPE B

(with powder room + balcony)



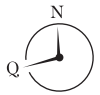
THE TRANQUIL  
AT SOBHA CENTRAL

### TOTAL SALEABLE AREA

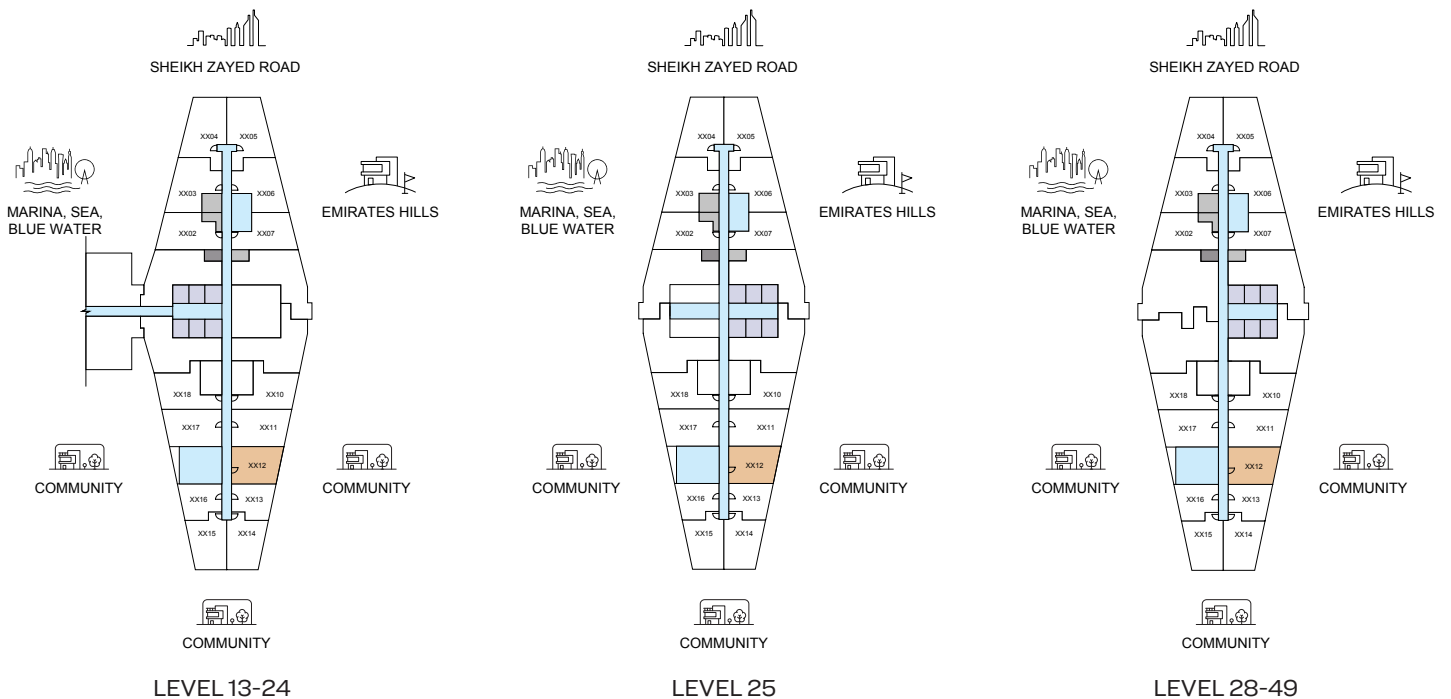
SUITE = 537.76 SQ.FT.

BALCONY = 106.99 SQ.FT.

TOTAL = 644.75 SQ.FT.



UNIT



List of unit numbers with this unit plan:

### VIEWS

Uptown Dubai, Low-rise villa community

A1312, A1412, A1512, A1612, A1712, A1812, A1912, A2012, A2112, A2212, A2312, A2412, A2512, A2812, A2912, A3012, A3112, A3212, A3312, A3412, A3512, A3612, A3712, A3812, A3912, A4012, A4112, A4212, A4312, A4412, A4512, A4612, A4712, A4812, A4912, A5012, A5112, A5212, A5312, A5412, A5512, A5612, A5712, A5812, A5912, A6012

DISCLAIMER: 1. ALL DIMENSIONS ARE IN METRIC, MEASURED TO WALL. 2. ALL DIMENSIONS & DRAWINGS ARE APPROXIMATE. 3. ACTUAL AREA MAY VARY FROM THE STATED AREA. 4. DRAWING ARE NOT TO SCALE. 5. LAYOUT REPRESENTATION AND IMAGES ARE FOR ILLUSTRATIVE PURPOSES ONLY AND MAY NOT REPRESENT THE ACTUAL SIZE, FEATURES, SPECIFICATIONS FOR KITCHEN FIXTURES, APPLIANCES, FITTINGS, FURNITURE OR FURNISHINGS AND FACADE. ACTUAL PRODUCTS AND DETAILS MAY VARY. 6. THE DEVELOPER RESERVES THE RIGHT TO MAKE REVISIONS/ ALTERATIONS, AT ITS ABSOLUTE DISCRETION, WITHOUT PRIOR INTIMATION OR ANY LIABILITY WHATSOEVER.



SOBHA CENTRAL



# 1

BEDROOM  
APARTMENT

## TYPE B

(with powder room + balcony)



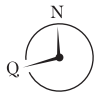
THE TRANQUIL  
AT SOBHA CENTRAL

### TOTAL SALEABLE AREA

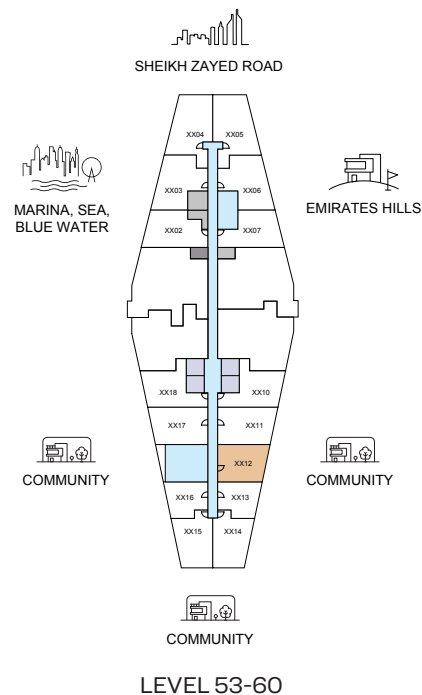
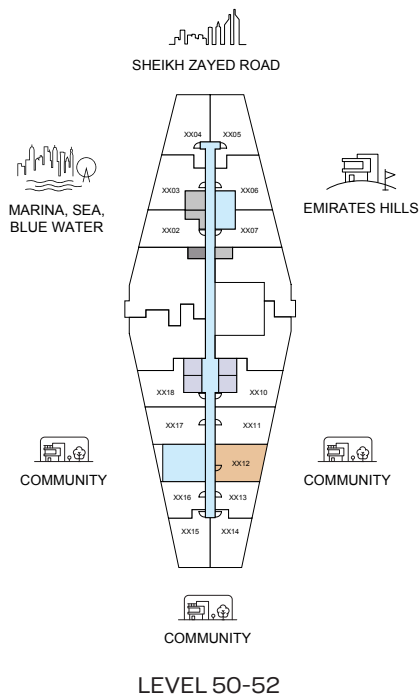
SUITE = 537.76 SQ.FT.

BALCONY = 106.99 SQ.FT.

TOTAL = 644.75 SQ.FT.



UNIT



List of unit numbers with this unit plan:

## VIEWS

Uptown Dubai, Low-rise villa community

A1312, A1412, A1512, A1612, A1712, A1812, A1912, A2012, A2112, A2212, A2312, A2412, A2512, A2612, A2712, A2812, A2912, A3012, A3112, A3212, A3312, A3412, A3512, A3612, A3712, A3812, A3912, A4012, A4112, A4212, A4312, A4412, A4512, A4612, A4712, A4812, A4912, A5012, A5112, A5212, A5312, A5412, A5512, A5612, A5712, A5812, A5912, A6012

DISCLAIMER: 1. ALL DIMENSIONS ARE IN METRIC, MEASURED TO WALL. 2. ALL DIMENSIONS & DRAWINGS ARE APPROXIMATE. 3. ACTUAL AREA MAY VARY FROM THE STATED AREA. 4. DRAWING ARE NOT TO SCALE. 5. LAYOUT REPRESENTATION AND IMAGES ARE FOR ILLUSTRATIVE PURPOSES ONLY AND MAY NOT REPRESENT THE ACTUAL SIZE, FEATURES, SPECIFICATIONS FOR KITCHEN FIXTURES, APPLIANCES, FITTINGS, FURNITURE OR FURNISHINGS AND FACADE. ACTUAL PRODUCTS AND DETAILS MAY VARY. 6. THE DEVELOPER RESERVES THE RIGHT TO MAKE REVISIONS/ ALTERATIONS, AT ITS ABSOLUTE DISCRETION, WITHOUT PRIOR INTIMATION OR ANY LIABILITY WHATSOEVER.



SOBHA CENTRAL



# 1

BEDROOM  
APARTMENT

## TYPE B

(with powder room + balcony)



THE TRANQUIL  
AT SOBHA CENTRAL

### TOTAL SALEABLE AREA

SUITE = 537.76 SQ.FT.

BALCONY = 106.99 SQ.FT.

TOTAL = 644.75 SQ.FT.



List of unit numbers with this unit plan:

### VIEWS

Uptown Dubai, Low-rise villa community

A1312, A1412, A1512, A1612, A1712, A1812, A1912, A2012, A2112, A2212, A2312, A2412, A2512, A2812, A2912, A3012, A3112, A3212, A3312, A3412, A3512, A3612, A3712, A3812, A3912, A4012, A4112, A4212, A4312, A4412, A4512, A4612, A4712, A4812, A4912, A5012, A5112, A5212, A5312, A5412, A5512, A5612, A5712, A5812, A5912, A6012

DISCLAIMER: 1. ALL DIMENSIONS ARE IN METRIC, MEASURED TO WALL. 2. ALL DIMENSIONS & DRAWINGS ARE APPROXIMATE. 3. ACTUAL AREA MAY VARY FROM THE STATED AREA. 4. DRAWING ARE NOT TO SCALE. 5. LAYOUT REPRESENTATION AND IMAGES ARE FOR ILLUSTRATIVE PURPOSES ONLY AND MAY NOT REPRESENT THE ACTUAL SIZE, FEATURES, SPECIFICATIONS FOR KITCHEN FIXTURES, APPLIANCES, FITTINGS, FURNITURE OR FURNISHINGS AND FACADE. ACTUAL PRODUCTS AND DETAILS MAY VARY. 6. THE DEVELOPER RESERVES THE RIGHT TO MAKE REVISIONS/ ALTERATIONS, AT ITS ABSOLUTE DISCRETION, WITHOUT PRIOR INTIMATION OR ANY LIABILITY WHATSOEVER.



SOBHA CENTRAL



# 1

BEDROOM  
APARTMENT

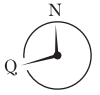
## TYPE C

(with balcony)

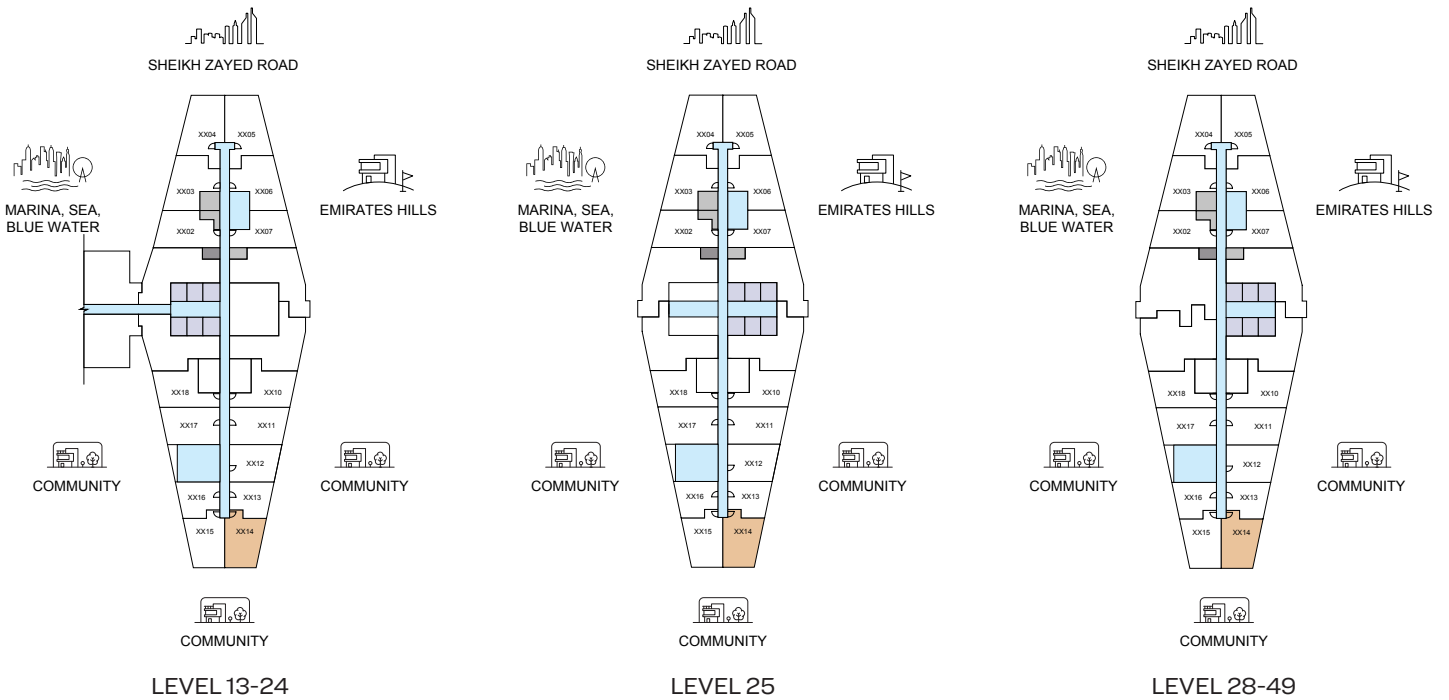
THE TRANQUIL  
AT SOBHA CENTRAL

### TOTAL SALEABLE AREA

SUITE = 595.57 SQ.FT.  
BALCONY = 90.20 SQ.FT.  
TOTAL = 685.77 SQ.FT.



UNIT



List of unit numbers with this unit plan:

### VIEWS

120 degree view, Community, Uptown Dubai, Low-rise communities

A1314, A1414, A1514, A1614, A1714, A1814, A1914, A2014, A2114, A2214, A2314, A2414, A2514, A2814, A2914, A3014, A3114, A3214, A3314, A3414, A3514, A3614, A3714, A3814, A3914, A4014, A4114, A4214, A4314, A4414, A4514, A4614, A4714, A4814, A4914, A5014, A5114, A5214, A5314, A5414, A5514, A5614, A5714, A5814, A5914, A6014

DISCLAIMER: 1. ALL DIMENSIONS ARE IN METRIC, MEASURED TO WALL. 2. ALL DIMENSIONS & DRAWINGS ARE APPROXIMATE. 3. ACTUAL AREA MAY VARY FROM THE STATED AREA. 4. DRAWING ARE NOT TO SCALE. 5. LAYOUT REPRESENTATION AND IMAGES ARE FOR ILLUSTRATIVE PURPOSES ONLY AND MAY NOT REPRESENT THE ACTUAL SIZE, FEATURES, SPECIFICATIONS FOR KITCHEN FIXTURES, APPLIANCES, FITTINGS, FURNITURE OR FURNISHINGS AND FACADE. ACTUAL PRODUCTS AND DETAILS MAY VARY. 6. THE DEVELOPER RESERVES THE RIGHT TO MAKE REVISIONS/ ALTERATIONS, AT ITS ABSOLUTE DISCRETION, WITHOUT PRIOR INTIMATION OR ANY LIABILITY WHATSOEVER.



SOBHA CENTRAL



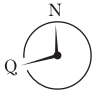
# 1

BEDROOM  
APARTMENT  
**TYPE C**  
(with balcony)

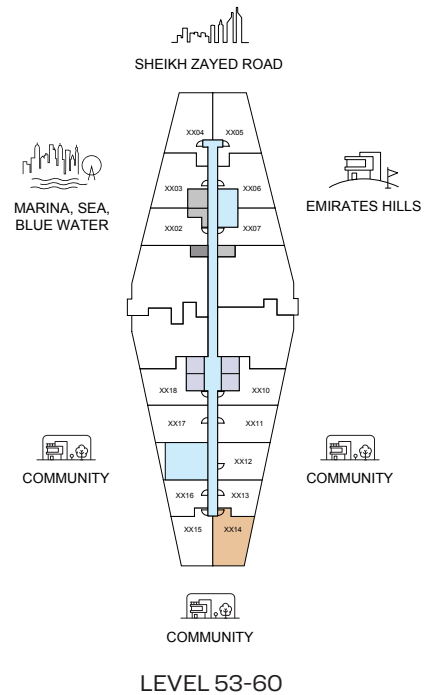
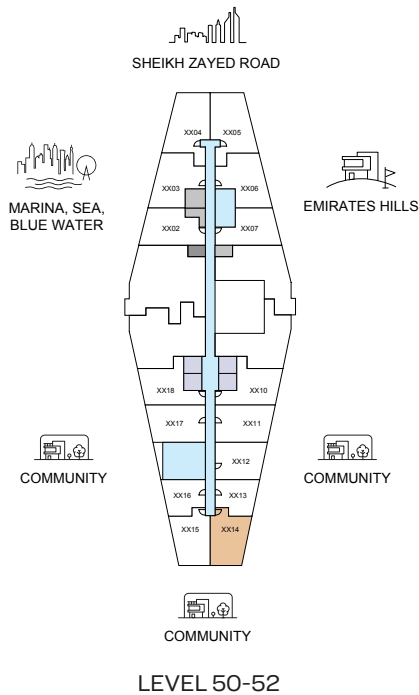
THE TRANQUIL  
AT SOBHA CENTRAL

## TOTAL SALEABLE AREA

SUITE = 595.57 SQ.FT.  
BALCONY = 90.20 SQ.FT.  
TOTAL = 685.77 SQ.FT.



UNIT



List of unit numbers with this unit plan:

## VIEWS

120 degree view, Community, Uptown Dubai, Low-rise communities

A1314, A1414, A1514, A1614, A1714, A1814, A1914, A2014, A2114, A2214, A2314, A2414, A2514, A2814, A2914, A3014, A3114, A3214, A3314, A3414, A3514, A3614, A3714, A3814, A3914, A4014, A4114, A4214, A4314, A4414, A4514, A4614, A4714, A4814, A4914, A5014, A5114, A5214, A5314, A5414, A5514, A5614, A5714, A5814, A5914, A6014

DISCLAIMER: 1. ALL DIMENSIONS ARE IN METRIC, MEASURED TO WALL. 2. ALL DIMENSIONS & DRAWINGS ARE APPROXIMATE. 3. ACTUAL AREA MAY VARY FROM THE STATED AREA. 4. DRAWING ARE NOT TO SCALE. 5. LAYOUT REPRESENTATION AND IMAGES ARE FOR ILLUSTRATIVE PURPOSES ONLY AND MAY NOT REPRESENT THE ACTUAL SIZE, FEATURES, SPECIFICATIONS FOR KITCHEN FIXTURES, APPLIANCES, FITTINGS, FURNITURE OR FURNISHINGS AND FACADE. ACTUAL PRODUCTS AND DETAILS MAY VARY. 6. THE DEVELOPER RESERVES THE RIGHT TO MAKE REVISIONS/ ALTERATIONS, AT ITS ABSOLUTE DISCRETION, WITHOUT PRIOR INTIMATION OR ANY LIABILITY WHATSOEVER.



SOBHA CENTRAL



# 1

BEDROOM  
APARTMENT

**TYPE C**  
(with balcony)

**THE TRANQUIL**  
AT SOBHA CENTRAL

**TOTAL SALEABLE AREA**  
SUITE = 595.57 SQ.FT.  
BALCONY = 90.20 SQ.FT.  
TOTAL = 685.77 SQ.FT.



List of unit numbers with this unit plan:

## VIEWS

120 degree view, Community, Uptown Dubai, Low-rise communities

A1314, A1414, A1514, A1614, A1714, A1814, A1914, A2014, A2114, A2214, A2314, A2414, A2514, A2814, A2914, A3014, A3114, A3214, A3314, A3414, A3514, A3614, A3714, A3814, A3914, A4014, A4114, A4214, A4314, A4414, A4514, A4614, A4714, A4814, A4914, A5014, A5114, A5214, A5314, A5414, A5514, A5614, A5714, A5814, A5914, A6014

DISCLAIMER: 1. ALL DIMENSIONS ARE IN METRIC, MEASURED TO WALL. 2. ALL DIMENSIONS & DRAWINGS ARE APPROXIMATE. 3. ACTUAL AREA MAY VARY FROM THE STATED AREA. 4. DRAWING ARE NOT TO SCALE. 5. LAYOUT REPRESENTATION AND IMAGES ARE FOR ILLUSTRATIVE PURPOSES ONLY AND MAY NOT REPRESENT THE ACTUAL SIZE, FEATURES, SPECIFICATIONS FOR KITCHEN FIXTURES, APPLIANCES, FITTINGS, FURNITURE OR FURNISHINGS AND FACADE. ACTUAL PRODUCTS AND DETAILS MAY VARY. 6. THE DEVELOPER RESERVES THE RIGHT TO MAKE REVISIONS/ ALTERATIONS, AT ITS ABSOLUTE DISCRETION, WITHOUT PRIOR INTIMATION OR ANY LIABILITY WHATSOEVER.



**SOBHA CENTRAL**

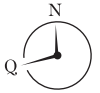


# 1

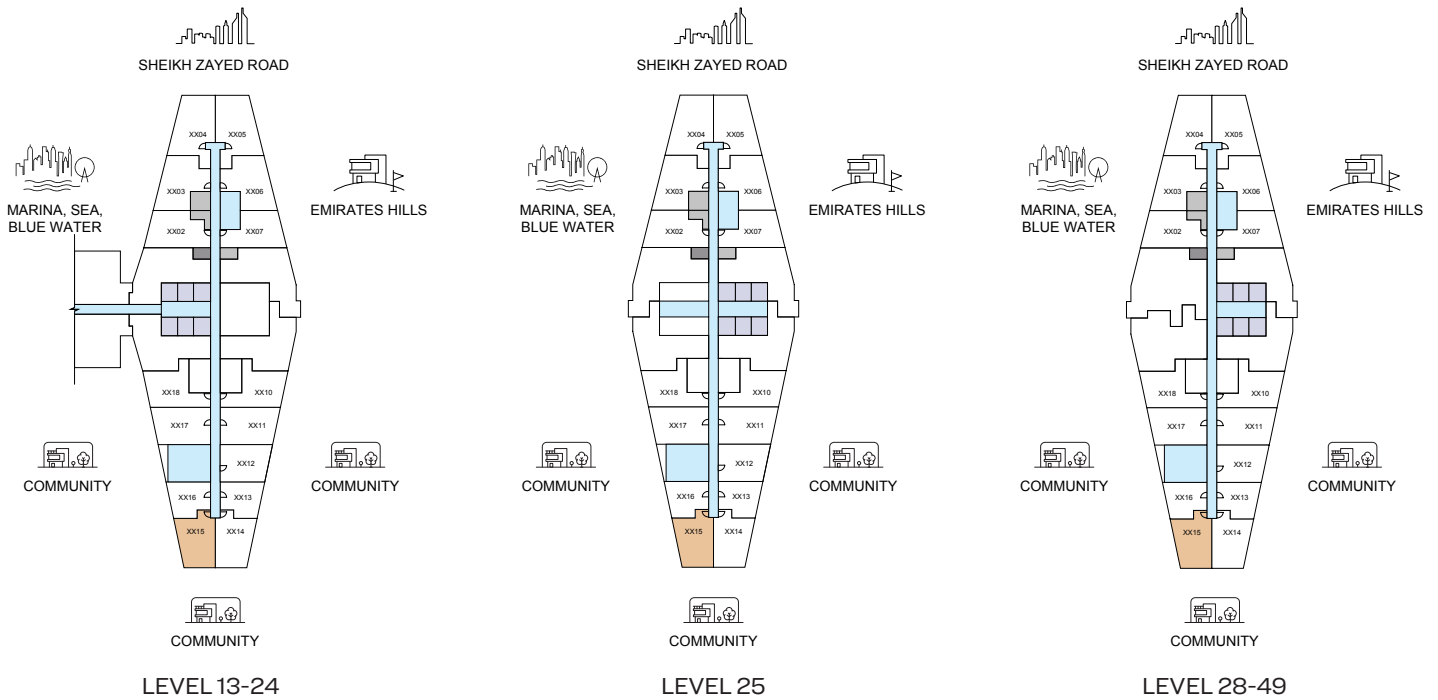
BEDROOM  
APARTMENT  
**TYPE C - VARIANT 1**  
(with balcony)

THE TRANQUIL  
AT SOBHA CENTRAL

**TOTAL SALEABLE AREA**  
SUITE = 595.46 SQ.FT.  
BALCONY = 90.20 SQ.FT.  
TOTAL = 685.66 SQ.FT.



UNIT



List of unit numbers with this unit plan:

## VIEWS

120 degree view, Amenities, Community, Low-rise community

A1315, A1415, A1515, A1615, A1715, A1815, A1915, A2015, A2115, A2215, A2315

120 degree view, Community, Low-rise community

A2415, A2515, A2815, A2915, A3015, A3115, A3215, A3315, A3415, A3515, A3615, A3715, A3815, A3915, A4015, A4115, A4215, A4315, A4415, A4515, A4615, A4715, A4815, A4915, A5015, A5115, A5215, A5315, A5415, A5515, A5615, A5715, A5815, A5915, A6015

DISCLAIMER: 1. ALL DIMENSIONS ARE IN METRIC, MEASURED TO WALL. 2. ALL DIMENSIONS & DRAWINGS ARE APPROXIMATE. 3. ACTUAL AREA MAY VARY FROM THE STATED AREA. 4. DRAWING ARE NOT TO SCALE. 5. LAYOUT REPRESENTATION AND IMAGES ARE FOR ILLUSTRATIVE PURPOSES ONLY AND MAY NOT REPRESENT THE ACTUAL SIZE, FEATURES, SPECIFICATIONS FOR KITCHEN FIXTURES, APPLIANCES, FITTINGS, FURNITURE OR FURNISHINGS AND FACADE. ACTUAL PRODUCTS AND DETAILS MAY VARY. 6. THE DEVELOPER RESERVES THE RIGHT TO MAKE REVISIONS/ ALTERATIONS, AT ITS ABSOLUTE DISCRETION, WITHOUT PRIOR INTIMATION OR ANY LIABILITY WHATSOEVER.



SOBHA CENTRAL



# 1

BEDROOM  
APARTMENT

## TYPE C - VARIANT 1

(with balcony)

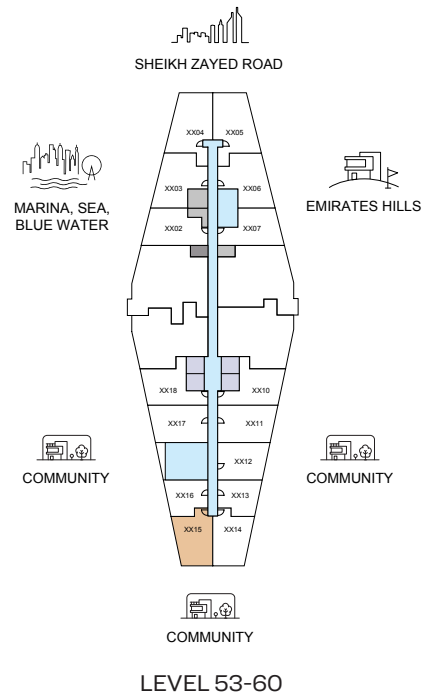
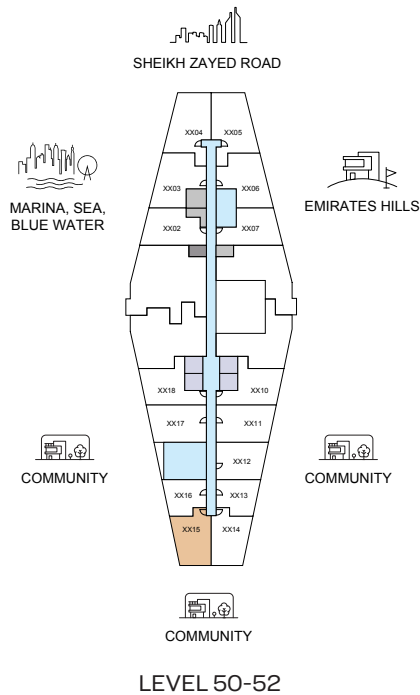
THE TRANQUIL  
AT SOBHA CENTRAL

### TOTAL SALEABLE AREA

SUITE = 595.46 SQ.FT.  
BALCONY = 90.20 SQ.FT.  
TOTAL = 685.66 SQ.FT.



UNIT



List of unit numbers with this unit plan:

### VIEWS

120 degree view, Amenities, Community, Low-rise community

A1315, A1415, A1515, A1615, A1715, A1815, A1915, A2015, A2115, A2215, A2315

120 degree view, Community, Low-rise community

A2415, A2515, A2815, A2915, A3015, A3115, A3215, A3315, A3415, A3515, A3615, A3715, A3815, A3915, A4015, A4115, A4215, A4315, A4415, A4515, A4615, A4715, A4815, A4915, A5015, A5115, A5215, A5315, A5415, A5515, A5615, A5715, A5815, A5915, A6015

DISCLAIMER: 1. ALL DIMENSIONS ARE IN METRIC, MEASURED TO WALL. 2. ALL DIMENSIONS & DRAWINGS ARE APPROXIMATE. 3. ACTUAL AREA MAY VARY FROM THE STATED AREA. 4. DRAWING ARE NOT TO SCALE. 5. LAYOUT REPRESENTATION AND IMAGES ARE FOR ILLUSTRATIVE PURPOSES ONLY AND MAY NOT REPRESENT THE ACTUAL SIZE, FEATURES, SPECIFICATIONS FOR KITCHEN FIXTURES, APPLIANCES, FITTINGS, FURNITURE OR FURNISHINGS AND FACADE. ACTUAL PRODUCTS AND DETAILS MAY VARY. 6. THE DEVELOPER RESERVES THE RIGHT TO MAKE REVISIONS/ ALTERATIONS, AT ITS ABSOLUTE DISCRETION, WITHOUT PRIOR INTIMATION OR ANY LIABILITY WHATSOEVER.



SOBHA CENTRAL



# 1

BEDROOM  
APARTMENT  
**TYPE C - VARIANT 1**  
(with balcony)

**THE TRANQUIL**  
AT SOBHA CENTRAL

**TOTAL SALEABLE AREA**  
SUITE = 595.46 SQ.FT.  
BALCONY = 90.20 SQ.FT.  
TOTAL = 685.66 SQ.FT.



List of unit numbers with this unit plan:

## VIEWS

120 degree view, Amenities, Community, Low-rise community

A1315, A1415, A1515, A1615, A1715, A1815, A1915, A2015, A2115, A2215, A2315

120 degree view, Community, Low-rise community

A2415, A2515, A2815, A2915, A3015, A3115, A3215, A3315, A3415, A3515, A3615, A3715, A3815, A3915, A4015, A4115, A4215, A4315, A4415, A4515, A4615, A4715, A4815, A4915, A5015, A5115, A5215, A5315, A5415, A5515, A5615, A5715, A5815, A5915, A6015

DISCLAIMER: 1. ALL DIMENSIONS ARE IN METRIC, MEASURED TO WALL. 2. ALL DIMENSIONS & DRAWINGS ARE APPROXIMATE. 3. ACTUAL AREA MAY VARY FROM THE STATED AREA. 4. DRAWING ARE NOT TO SCALE. 5. LAYOUT REPRESENTATION AND IMAGES ARE FOR ILLUSTRATIVE PURPOSES ONLY AND MAY NOT REPRESENT THE ACTUAL SIZE, FEATURES, SPECIFICATIONS FOR KITCHEN FIXTURES, APPLIANCES, FITTINGS, FURNITURE OR FURNISHINGS AND FACADE. ACTUAL PRODUCTS AND DETAILS MAY VARY. 6. THE DEVELOPER RESERVES THE RIGHT TO MAKE REVISIONS/ ALTERATIONS, AT ITS ABSOLUTE DISCRETION, WITHOUT PRIOR INTIMATION OR ANY LIABILITY WHATSOEVER.



**SOBHA CENTRAL**





**TOTAL SALEABLE AREA**  
SUITE = 593.63 SQ.FT.  
BALCONY = 101.40 SQ.FT.  
TOTAL = 695.03 SQ.FT.



UNIT



A1307, A1407, A1507, A1607, A1707, A1807, A1907, A2007, A2107, A2207, A2307, A2407, A2507, A2807, A2907, A3007, A3107, A3207, A3307, A3407, A3507, A3607, A3707, A3807, A3907, A4007, A4107, A4207, A4307, A4407, A4607, A4707, A4807, A4907, A5007, A5107, A5207, A5307, A5407, A5507, A5607, A5707, A5807, A5907, A6007

DISCLAIMER: 1. ALL DIMENSIONS ARE IN METRIC, MEASURED TO WALL. 2. ALL DIMENSIONS & DRAWINGS ARE APPROXIMATE. 3. ACTUAL AREA MAY VARY FROM THE STATED AREA. 4. DRAWING ARE NOT TO SCALE. 5. LAYOUT REPRESENTATION AND IMAGES ARE FOR ILLUSTRATIVE PURPOSES ONLY AND MAY NOT REPRESENT THE ACTUAL SIZE, FEATURES, SPECIFICATIONS FOR KITCHEN FIXTURES, APPLIANCES, FITTINGS, FURNITURE OR FURNISHINGS AND FACADE. ACTUAL PRODUCTS AND DETAILS MAY VARY. 6. THE DEVELOPER RESERVES THE RIGHT TO MAKE REVISIONS/ ALTERATIONS, AT ITS ABSOLUTE DISCRETION, WITHOUT PRIOR INTIMATION OR ANY LIABILITY WHATSOEVER.



SOBHA CENTRAL



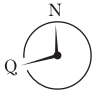
# 1

BEDROOM  
APARTMENT  
**TYPE D**  
(with balcony)

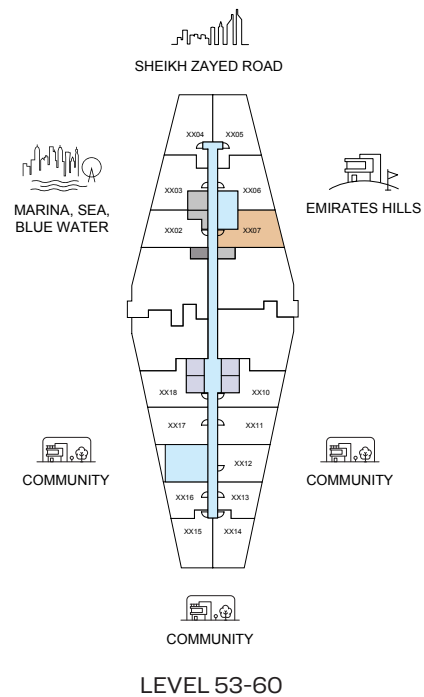
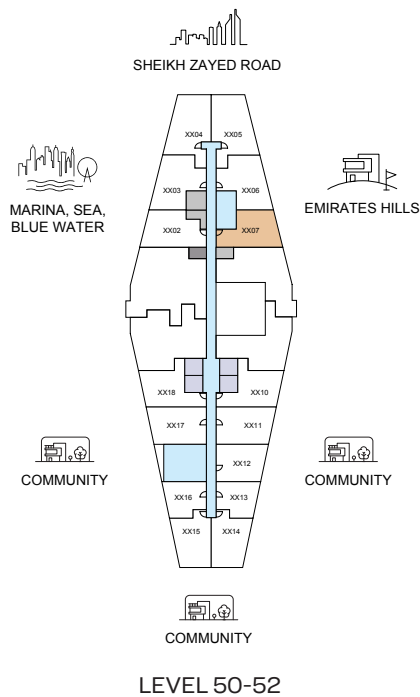
THE TRANQUIL  
AT SOBHA CENTRAL

## TOTAL SALEABLE AREA

SUITE = 593.63 SQ.FT.  
BALCONY = 101.40 SQ.FT.  
TOTAL = 695.03 SQ.FT.



UNIT



List of unit numbers with this unit plan:

## VIEWS

Uptown Dubai, JLT, Emirates Hills

A1307, A1407, A1507, A1607, A1707, A1807, A1907, A2007, A2107, A2207, A2307, A2407, A2507, A2807, A2907, A3007, A3107, A3207, A3307, A3407, A3507, A3607, A3707, A3807, A3907, A4007, A4107, A4207, A4307, A4407, A4607, A4707, A4807, A4907, A5007, A5107, A5207, A5307, A5407, A5507, A5607, A5707, A5807, A5907, A6007

DISCLAIMER: 1. ALL DIMENSIONS ARE IN METRIC, MEASURED TO WALL. 2. ALL DIMENSIONS & DRAWINGS ARE APPROXIMATE. 3. ACTUAL AREA MAY VARY FROM THE STATED AREA. 4. DRAWING ARE NOT TO SCALE. 5. LAYOUT REPRESENTATION AND IMAGES ARE FOR ILLUSTRATIVE PURPOSES ONLY AND MAY NOT REPRESENT THE ACTUAL SIZE, FEATURES, SPECIFICATIONS FOR KITCHEN FIXTURES, APPLIANCES, FITTINGS, FURNITURE OR FURNISHINGS AND FACADE. ACTUAL PRODUCTS AND DETAILS MAY VARY. 6. THE DEVELOPER RESERVES THE RIGHT TO MAKE REVISIONS/ ALTERATIONS, AT ITS ABSOLUTE DISCRETION, WITHOUT PRIOR INTIMATION OR ANY LIABILITY WHATSOEVER.



SOBHA CENTRAL



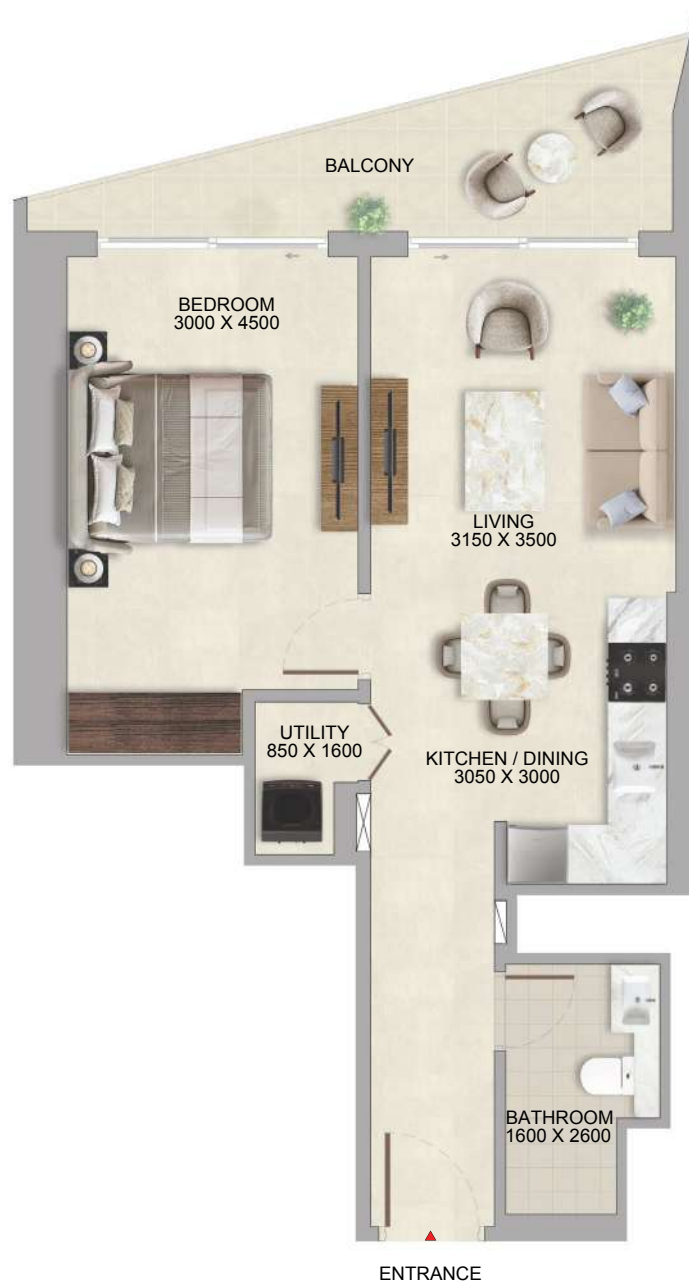
# 1

BEDROOM  
APARTMENT

**TYPE D**  
(with balcony)

**THE TRANQUIL**  
AT SOBHA CENTRAL

**TOTAL SALEABLE AREA**  
SUITE = 593.63 SQ.FT.  
BALCONY = 101.40 SQ.FT.  
TOTAL = 695.03 SQ.FT.



List of unit numbers with this unit plan:

## VIEWS

Uptown Dubai, JLT, Emirates Hills

A1307, A1407, A1507, A1607, A1707, A1807, A1907, A2007, A2107, A2207, A2307, A2407, A2507, A2807, A2907, A3007, A3107, A3207, A3307, A3407, A3507, A3607, A3707, A3807, A3907, A4007, A4107, A4207, A4307, A4407, A4607, A4707, A4807, A4907, A5007, A5107, A5207, A5307, A5407, A5507, A5607, A5707, A5807, A5907, A6007

DISCLAIMER: 1. ALL DIMENSIONS ARE IN METRIC, MEASURED TO WALL. 2. ALL DIMENSIONS & DRAWINGS ARE APPROXIMATE. 3. ACTUAL AREA MAY VARY FROM THE STATED AREA. 4. DRAWING ARE NOT TO SCALE. 5. LAYOUT REPRESENTATION AND IMAGES ARE FOR ILLUSTRATIVE PURPOSES ONLY AND MAY NOT REPRESENT THE ACTUAL SIZE, FEATURES, SPECIFICATIONS FOR KITCHEN FIXTURES, APPLIANCES, FITTINGS, FURNITURE OR FURNISHINGS AND FACADE. ACTUAL PRODUCTS AND DETAILS MAY VARY. 6. THE DEVELOPER RESERVES THE RIGHT TO MAKE REVISIONS/ ALTERATIONS, AT ITS ABSOLUTE DISCRETION, WITHOUT PRIOR INTIMATION OR ANY LIABILITY WHATSOEVER.

**SOBHA CENTRAL**



# 1

BEDROOM  
APARTMENT

## TYPE E

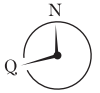
(with powder room and store room + balcony)



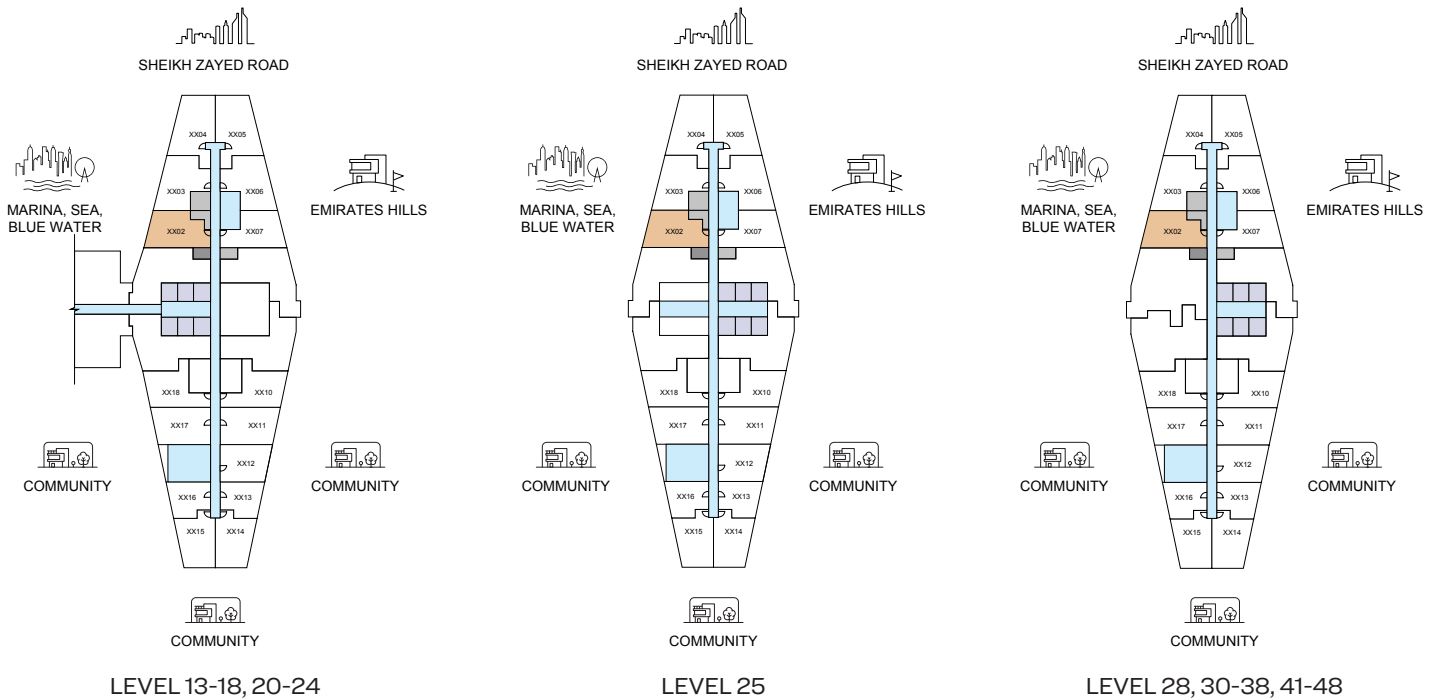
THE TRANQUIL  
AT SOBHA CENTRAL

### TOTAL SALEABLE AREA

SUITE = 629.15 SQ.FT.  
BALCONY = 101.40 SQ.FT.  
TOTAL = 730.55 SQ.FT.



UNIT



List of unit numbers with this unit plan:

### VIEWS

#### Amenities, Community

A1302, A1402, A1502, A1602, A1702, A1802, A2002, A2102, A2202, A2302

#### Community

A2402, A2502, A2802, A3002, A3102, A3202, A3302, A3402, A3502, A3602, A3702, A3802, A4102, A4202, A4302, A4402, A4502, A4602, A4702, A4802, A5002, A5102, A5202, A5302, A5402, A5502, A5602, A5802, A6002

DISCLAIMER: 1. ALL DIMENSIONS ARE IN METRIC, MEASURED TO WALL. 2. ALL DIMENSIONS & DRAWINGS ARE APPROXIMATE. 3. ACTUAL AREA MAY VARY FROM THE STATED AREA. 4. DRAWING ARE NOT TO SCALE. 5. LAYOUT REPRESENTATION AND IMAGES ARE FOR ILLUSTRATIVE PURPOSES ONLY AND MAY NOT REPRESENT THE ACTUAL SIZE, FEATURES, SPECIFICATIONS FOR KITCHEN FIXTURES, APPLIANCES, FITTINGS, FURNITURE OR FURNISHINGS AND FACADE. ACTUAL PRODUCTS AND DETAILS MAY VARY. 6. THE DEVELOPER RESERVES THE RIGHT TO MAKE REVISIONS/ ALTERATIONS, AT ITS ABSOLUTE DISCRETION, WITHOUT PRIOR INTIMATION OR ANY LIABILITY WHATSOEVER.



SOBHA CENTRAL

# 1

BEDROOM  
APARTMENT

## TYPE E

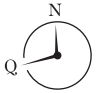
(with powder room and store room + balcony)



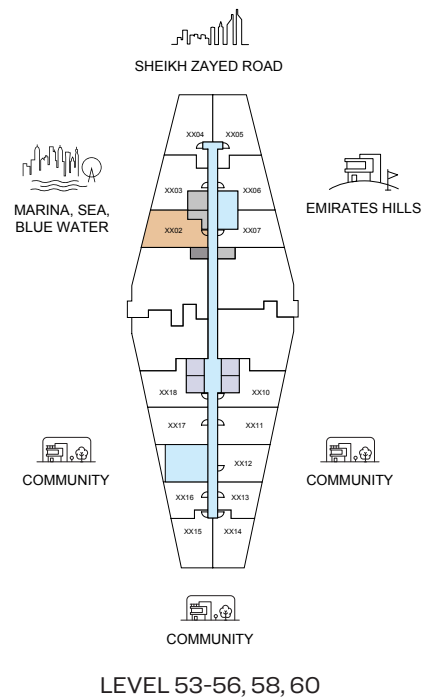
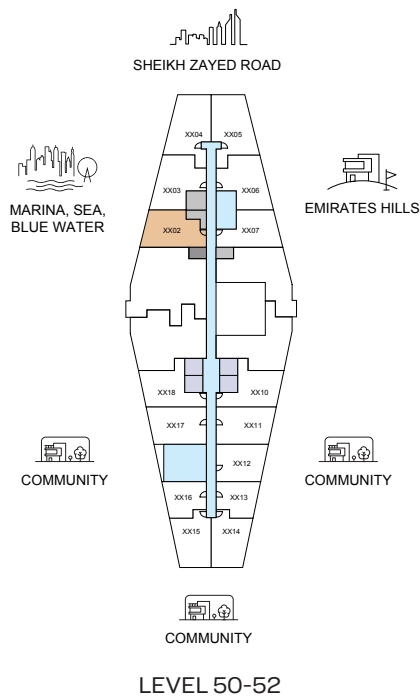
THE TRANQUIL  
AT SOBHA CENTRAL

### TOTAL SALEABLE AREA

SUITE = 629.15 SQ.FT.  
BALCONY = 101.40 SQ.FT.  
TOTAL = 730.55 SQ.FT.



UNIT



List of unit numbers with this unit plan:

### VIEWS

#### Amenities, Community

A1302, A1402, A1502, A1602, A1702, A1802, A2002, A2102, A2202, A2302

#### Community

A2402, A2502, A2802, A3002, A3102, A3202, A3302, A3402, A3502, A3602, A3702, A3802, A4102, A4202, A4302, A4402, A4502, A4602, A4702, A4802, A5002, A5102, A5202, A5302, A5402, A5502, A5602, A5802, A6002

DISCLAIMER: 1. ALL DIMENSIONS ARE IN METRIC, MEASURED TO WALL. 2. ALL DIMENSIONS & DRAWINGS ARE APPROXIMATE. 3. ACTUAL AREA MAY VARY FROM THE STATED AREA. 4. DRAWING ARE NOT TO SCALE. 5. LAYOUT REPRESENTATION AND IMAGES ARE FOR ILLUSTRATIVE PURPOSES ONLY AND MAY NOT REPRESENT THE ACTUAL SIZE, FEATURES, SPECIFICATIONS FOR KITCHEN FIXTURES, APPLIANCES, FITTINGS, FURNITURE OR FURNISHINGS AND FACADE. ACTUAL PRODUCTS AND DETAILS MAY VARY. 6. THE DEVELOPER RESERVES THE RIGHT TO MAKE REVISIONS/ ALTERATIONS, AT ITS ABSOLUTE DISCRETION, WITHOUT PRIOR INTIMATION OR ANY LIABILITY WHATSOEVER.



SOBHA CENTRAL



# 1

BEDROOM  
APARTMENT

## TYPE E

(with powder room and store room + balcony)



THE TRANQUIL  
AT SOBHA CENTRAL

### TOTAL SALEABLE AREA

SUITE = 629.15 SQ.FT.  
BALCONY = 101.40 SQ.FT.  
TOTAL = 730.55 SQ.FT.



List of unit numbers with this unit plan:

### VIEWS

#### Amenities, Community

A1302, A1402, A1502, A1602, A1702, A1802, A2002, A2102, A2202, A2302

#### Community

A2402, A2502, A2802, A3002, A3102, A3202, A3302, A3402, A3502, A3602, A3702, A3802, A4102, A4202, A4302, A4402, A4502, A4602, A4702, A4802, A5002, A5102, A5202, A5302, A5402, A5502, A5602, A5802, A6002

DISCLAIMER: 1. ALL DIMENSIONS ARE IN METRIC, MEASURED TO WALL. 2. ALL DIMENSIONS & DRAWINGS ARE APPROXIMATE. 3. ACTUAL AREA MAY VARY FROM THE STATED AREA. 4. DRAWING ARE NOT TO SCALE. 5. LAYOUT REPRESENTATION AND IMAGES ARE FOR ILLUSTRATIVE PURPOSES ONLY AND MAY NOT REPRESENT THE ACTUAL SIZE, FEATURES, SPECIFICATIONS FOR KITCHEN FIXTURES, APPLIANCES, FITTINGS, FURNITURE OR FURNISHINGS AND FACADE. ACTUAL PRODUCTS AND DETAILS MAY VARY. 6. THE DEVELOPER RESERVES THE RIGHT TO MAKE REVISIONS/ ALTERATIONS, AT ITS ABSOLUTE DISCRETION, WITHOUT PRIOR INTIMATION OR ANY LIABILITY WHATSOEVER.



SOBHA CENTRAL

# 1

## BEDROOM APARTMENT

### TYPE F

(with powder room + balcony)



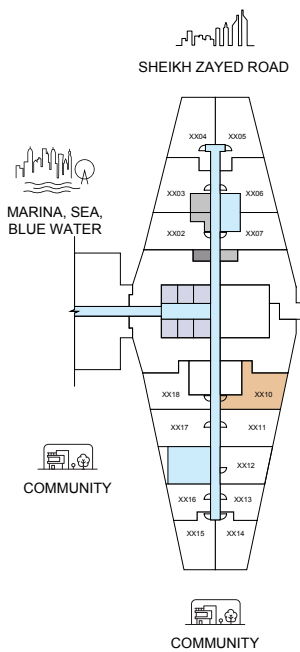
THE TRANQUIL  
AT SOBHA CENTRAL

#### TOTAL SALEABLE AREA

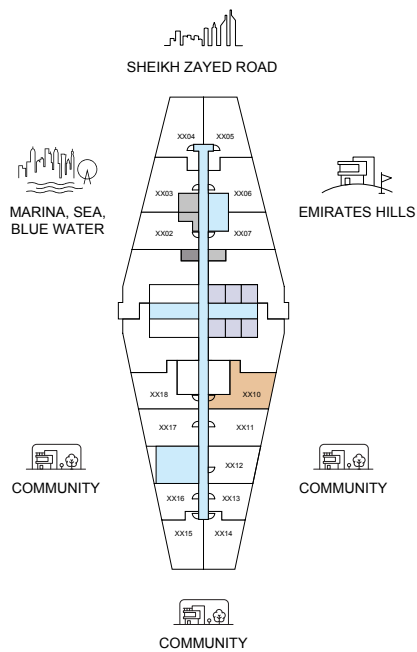
SUITE = 641.10 SQ.FT.  
BALCONY = 101.72 SQ.FT.  
TOTAL = 742.82 SQ.FT.



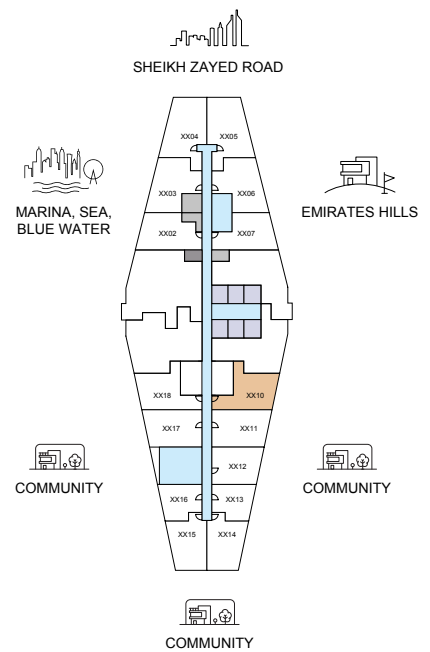
UNIT



LEVEL 13-24



LEVEL 25



LEVEL 28-49

List of unit numbers with this unit plan:

#### VIEWS

Uptown Dubai, Low-rise villa community

A1310, A1410, A1510, A1610, A1710, A1810, A1910, A2010, A2110, A2210, A2310, A2410, A2510, A2810, A2910, A3010, A3110, A3210, A3310, A3410, A3510, A3610, A3710, A3810, A3910, A4010, A4110, A4210, A4310, A4410, A4510, A4610, A4710, A4810, A4910, A5010, A5110, A5210, A5310, A5410, A5510, A5610, A5710, A5810, A5910, A6010

DISCLAIMER: 1. ALL DIMENSIONS ARE IN METRIC, MEASURED TO WALL. 2. ALL DIMENSIONS & DRAWINGS ARE APPROXIMATE. 3. ACTUAL AREA MAY VARY FROM THE STATED AREA. 4. DRAWING ARE NOT TO SCALE. 5. LAYOUT REPRESENTATION AND IMAGES ARE FOR ILLUSTRATIVE PURPOSES ONLY AND MAY NOT REPRESENT THE ACTUAL SIZE, FEATURES, SPECIFICATIONS FOR KITCHEN FIXTURES, APPLIANCES, FITTINGS, FURNITURE OR FURNISHINGS AND FACADE. ACTUAL PRODUCTS AND DETAILS MAY VARY. 6. THE DEVELOPER RESERVES THE RIGHT TO MAKE REVISIONS/ ALTERATIONS, AT ITS ABSOLUTE DISCRETION, WITHOUT PRIOR INTIMATION OR ANY LIABILITY WHATSOEVER.



SOBHA CENTRAL



# 1

BEDROOM  
APARTMENT

## TYPE F

(with powder room + balcony)



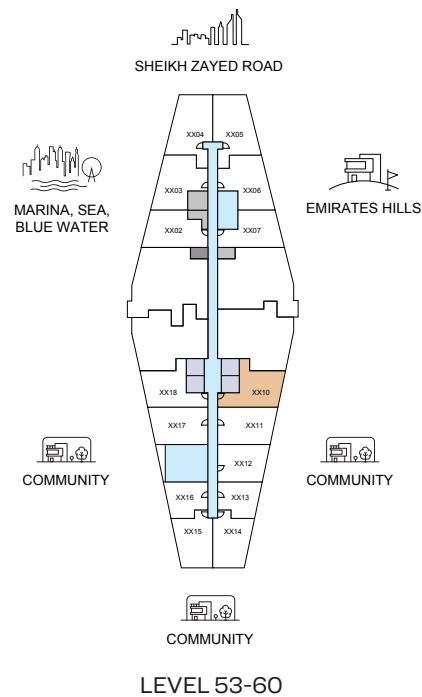
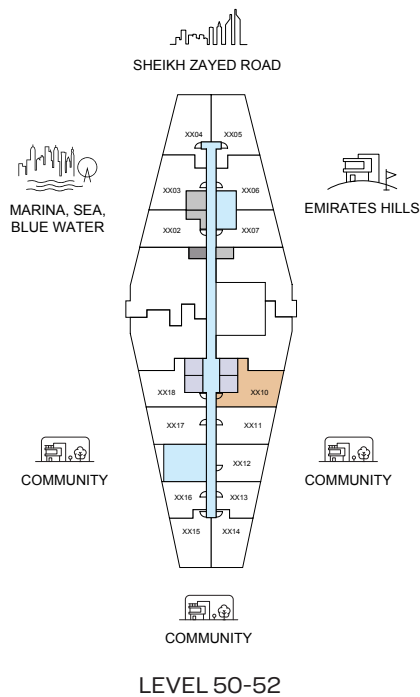
THE TRANQUIL  
AT SOBHA CENTRAL

### TOTAL SALEABLE AREA

SUITE = 641.10 SQ.FT.  
BALCONY = 101.72 SQ.FT.  
TOTAL = 742.82 SQ.FT.



UNIT



List of unit numbers with this unit plan:

### VIEWS

#### Uptown Dubai, Low-rise villa community

A1310, A1410, A1510, A1610, A1710, A1810, A1910, A2010, A2110, A2210, A2310, A2410, A2510, A2810, A2910, A3010, A3110, A3210, A3310, A3410, A3510, A3610, A3710, A3810, A3910, A4010, A4110, A4210, A4310, A4410, A4510, A4610, A4710, A4810, A4910, A5010, A5110, A5210, A5310, A5410, A5510, A5610, A5710, A5810, A5910, A6010

DISCLAIMER: 1. ALL DIMENSIONS ARE IN METRIC, MEASURED TO WALL. 2. ALL DIMENSIONS & DRAWINGS ARE APPROXIMATE. 3. ACTUAL AREA MAY VARY FROM THE STATED AREA. 4. DRAWING ARE NOT TO SCALE. 5. LAYOUT REPRESENTATION AND IMAGES ARE FOR ILLUSTRATIVE PURPOSES ONLY AND MAY NOT REPRESENT THE ACTUAL SIZE, FEATURES, SPECIFICATIONS FOR KITCHEN FIXTURES, APPLIANCES, FITTINGS, FURNITURE OR FURNISHINGS AND FACADE. ACTUAL PRODUCTS AND DETAILS MAY VARY. 6. THE DEVELOPER RESERVES THE RIGHT TO MAKE REVISIONS/ ALTERATIONS, AT ITS ABSOLUTE DISCRETION, WITHOUT PRIOR INTIMATION OR ANY LIABILITY WHATSOEVER.



SOBHA CENTRAL

# 1

BEDROOM  
APARTMENT

## TYPE F

(with powder room + balcony)



THE TRANQUIL  
AT SOBHA CENTRAL

### TOTAL SALEABLE AREA

SUITE = 641.10 SQ.FT.

BALCONY = 101.72 SQ.FT.

TOTAL = 742.82 SQ.FT.



List of unit numbers with this unit plan:

### VIEWS

Uptown Dubai, Low-rise villa community

A1310, A1410, A1510, A1610, A1710, A1810, A1910, A2010, A2110, A2210, A2310, A2410, A2510, A2810, A2910, A3010, A3110, A3210, A3310, A3410, A3510, A3610, A3710, A3810, A3910, A4010, A4110, A4210, A4310, A4410, A4510, A4610, A4710, A4810, A4910, A5010, A5110, A5210, A5310, A5410, A5510, A5610, A5710, A5810, A5910, A6010

DISCLAIMER: 1. ALL DIMENSIONS ARE IN METRIC, MEASURED TO WALL. 2. ALL DIMENSIONS & DRAWINGS ARE APPROXIMATE. 3. ACTUAL AREA MAY VARY FROM THE STATED AREA. 4. DRAWING ARE NOT TO SCALE. 5. LAYOUT REPRESENTATION AND IMAGES ARE FOR ILLUSTRATIVE PURPOSES ONLY AND MAY NOT REPRESENT THE ACTUAL SIZE, FEATURES, SPECIFICATIONS FOR KITCHEN FIXTURES, APPLIANCES, FITTINGS, FURNITURE OR FURNISHINGS AND FACADE. ACTUAL PRODUCTS AND DETAILS MAY VARY. 6. THE DEVELOPER RESERVES THE RIGHT TO MAKE REVISIONS/ ALTERATIONS, AT ITS ABSOLUTE DISCRETION, WITHOUT PRIOR INTIMATION OR ANY LIABILITY WHATSOEVER.



SOBHA CENTRAL



# 1

BEDROOM  
APARTMENT

## TYPE F - VARIANT 1

(with powder room + balcony)



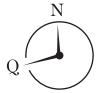
THE TRANQUIL  
AT SOBHA CENTRAL

### TOTAL SALEABLE AREA

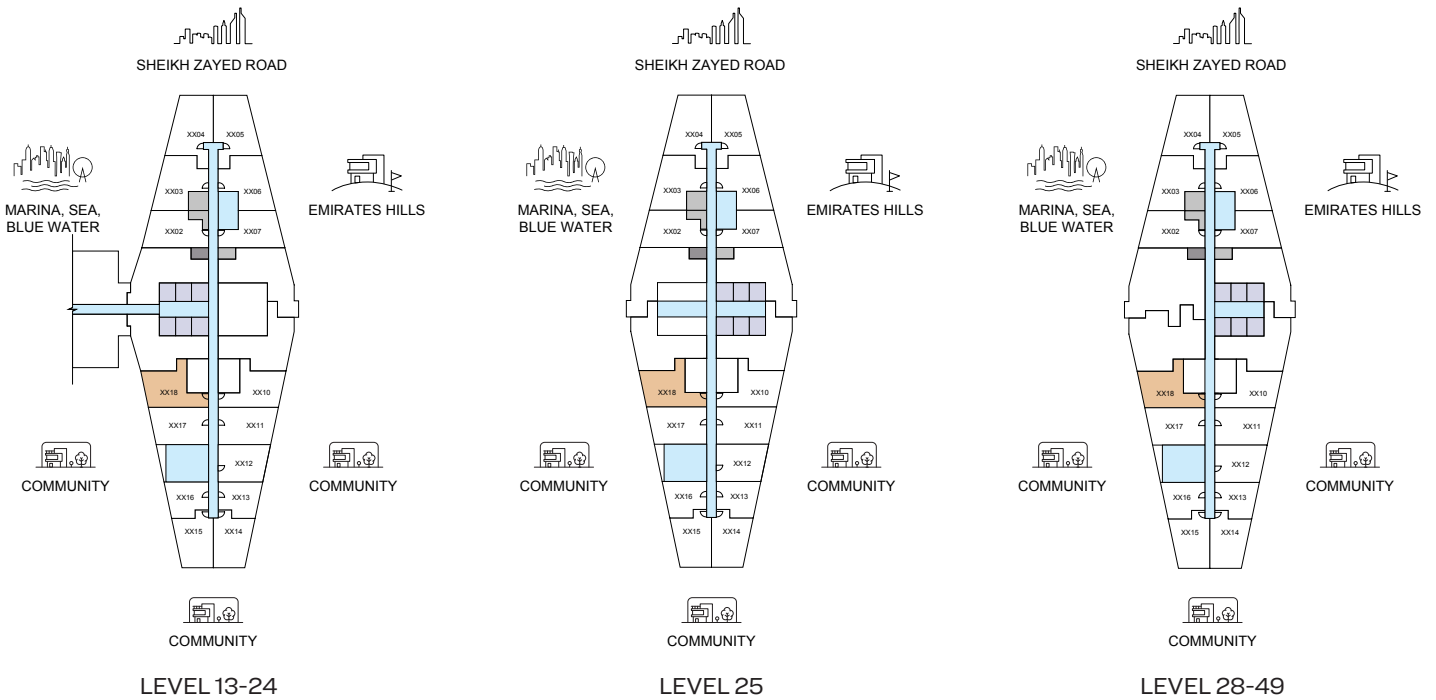
SUITE RANGE = 641.21 - 641.42 SQ.FT.

BALCONY = 101.61 SQ.FT.

TOTAL RANGE = 742.82 - 743.03 SQ.FT.



UNIT



List of unit numbers with this unit plan:

### VIEWS

#### Amenities, Community

A1318, A1418, A1518, A1618, A1718, A1818, A1918, A2018, A2118, A2218, A2318

#### Community

A2418, A2518, A2818, A2918, A3018, A3118, A3218, A3318, A3418, A3518, A3618, A3718, A3818, A3918, A4018, A4118, A4218, A4318, A4418, A4518, A4618, A4718, A4818, A4918, A5018, A5118, A5218, A5318, A5418, A5518, A5618, A5718, A5818, A5918, A6018

DISCLAIMER: 1. ALL DIMENSIONS ARE IN METRIC, MEASURED TO WALL. 2. ALL DIMENSIONS & DRAWINGS ARE APPROXIMATE. 3. ACTUAL AREA MAY VARY FROM THE STATED AREA. 4. DRAWING ARE NOT TO SCALE. 5. LAYOUT REPRESENTATION AND IMAGES ARE FOR ILLUSTRATIVE PURPOSES ONLY AND MAY NOT REPRESENT THE ACTUAL SIZE, FEATURES, SPECIFICATIONS FOR KITCHEN FIXTURES, APPLIANCES, FITTINGS, FURNITURE OR FURNISHINGS AND FACADE. ACTUAL PRODUCTS AND DETAILS MAY VARY. 6. THE DEVELOPER RESERVES THE RIGHT TO MAKE REVISIONS/ ALTERATIONS, AT ITS ABSOLUTE DISCRETION, WITHOUT PRIOR INTIMATION OR ANY LIABILITY WHATSOEVER.



SOBHA CENTRAL

# 1

BEDROOM  
APARTMENT

## TYPE F - VARIANT 1

(with powder room + balcony)



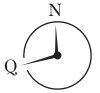
THE TRANQUIL  
AT SOBHA CENTRAL

### TOTAL SALEABLE AREA

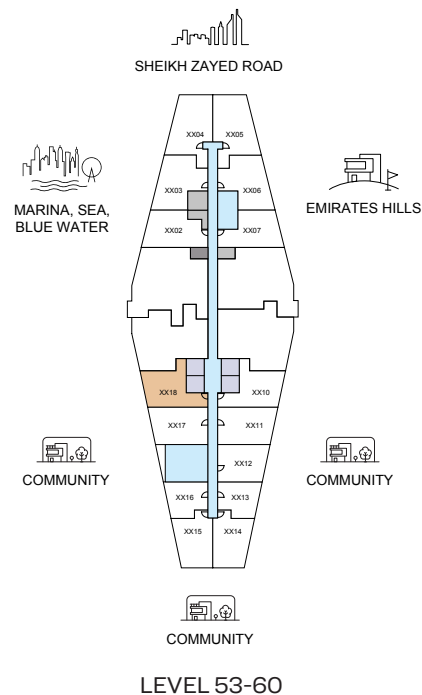
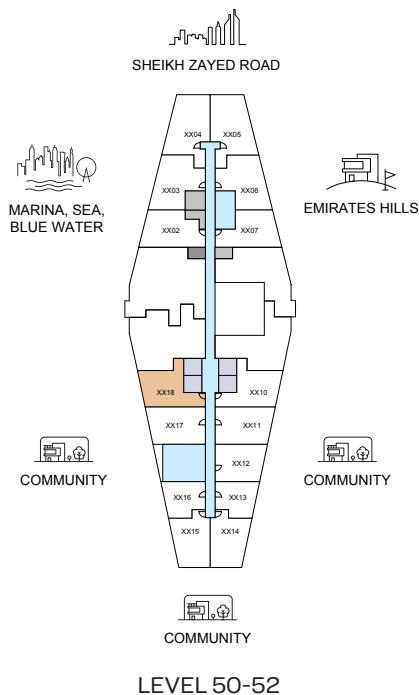
SUITE RANGE = 641.21 - 641.42 SQ.FT.

BALCONY = 101.61 SQ.FT.

TOTAL RANGE = 742.82 - 743.03 SQ.FT.



UNIT



List of unit numbers with this unit plan:

### VIEWS

#### Amenities, Community

A1318, A1418, A1518, A1618, A1718, A1818, A1918, A2018, A2118, A2218, A2318

#### Community

A2418, A2518, A2818, A2918, A3018, A3118, A3218, A3318, A3418, A3518, A3618, A3718, A3818, A3918, A4018, A4118, A4218, A4318, A4418, A4518, A4618, A4718, A4818, A4918, A5018, A5118, A5218, A5318, A5418, A5518, A5618, A5718, A5818, A5918, A6018

DISCLAIMER: 1. ALL DIMENSIONS ARE IN METRIC, MEASURED TO WALL. 2. ALL DIMENSIONS & DRAWINGS ARE APPROXIMATE. 3. ACTUAL AREA MAY VARY FROM THE STATED AREA. 4. DRAWING ARE NOT TO SCALE. 5. LAYOUT REPRESENTATION AND IMAGES ARE FOR ILLUSTRATIVE PURPOSES ONLY AND MAY NOT REPRESENT THE ACTUAL SIZE, FEATURES, SPECIFICATIONS FOR KITCHEN FIXTURES, APPLIANCES, FITTINGS, FURNITURE OR FURNISHINGS AND FACADE. ACTUAL PRODUCTS AND DETAILS MAY VARY. 6. THE DEVELOPER RESERVES THE RIGHT TO MAKE REVISIONS/ ALTERATIONS, AT ITS ABSOLUTE DISCRETION, WITHOUT PRIOR INTIMATION OR ANY LIABILITY WHATSOEVER.



SOBHA CENTRAL



# 1

BEDROOM  
APARTMENT

## TYPE F - VARIANT 1

(with powder room + balcony)

THE TRANQUIL  
AT SOBHA CENTRAL

### TOTAL SALEABLE AREA

SUITE RANGE = 641.21 - 641.42 SQ.FT.

BALCONY = 101.61 SQ.FT.

TOTAL RANGE = 742.82 - 743.03 SQ.FT.



List of unit numbers with this unit plan:

### VIEWS

#### Amenities, Community

A1318, A1418, A1518, A1618, A1718, A1818, A1918, A2018, A2118, A2218, A2318

#### Community

A2418, A2518, A2818, A2918, A3018, A3118, A3218, A3318, A3418, A3518, A3618, A3718, A3818, A3918, A4018, A4118, A4218, A4318, A4418, A4518, A4618, A4718, A4818, A4918, A5018, A5118, A5218, A5318, A5418, A5518, A5618, A5718, A5818, A5918, A6018

DISCLAIMER: 1. ALL DIMENSIONS ARE IN METRIC, MEASURED TO WALL. 2. ALL DIMENSIONS & DRAWINGS ARE APPROXIMATE. 3. ACTUAL AREA MAY VARY FROM THE STATED AREA. 4. DRAWING ARE NOT TO SCALE. 5. LAYOUT REPRESENTATION AND IMAGES ARE FOR ILLUSTRATIVE PURPOSES ONLY AND MAY NOT REPRESENT THE ACTUAL SIZE, FEATURES, SPECIFICATIONS FOR KITCHEN FIXTURES, APPLIANCES, FITTINGS, FURNITURE OR FURNISHINGS AND FACADE. ACTUAL PRODUCTS AND DETAILS MAY VARY. 6. THE DEVELOPER RESERVES THE RIGHT TO MAKE REVISIONS/ ALTERATIONS, AT ITS ABSOLUTE DISCRETION, WITHOUT PRIOR INTIMATION OR ANY LIABILITY WHATSOEVER.

SOBHA CENTRAL

# 1

## BEDROOM APARTMENT

### TYPE G

(with powder room + balcony)



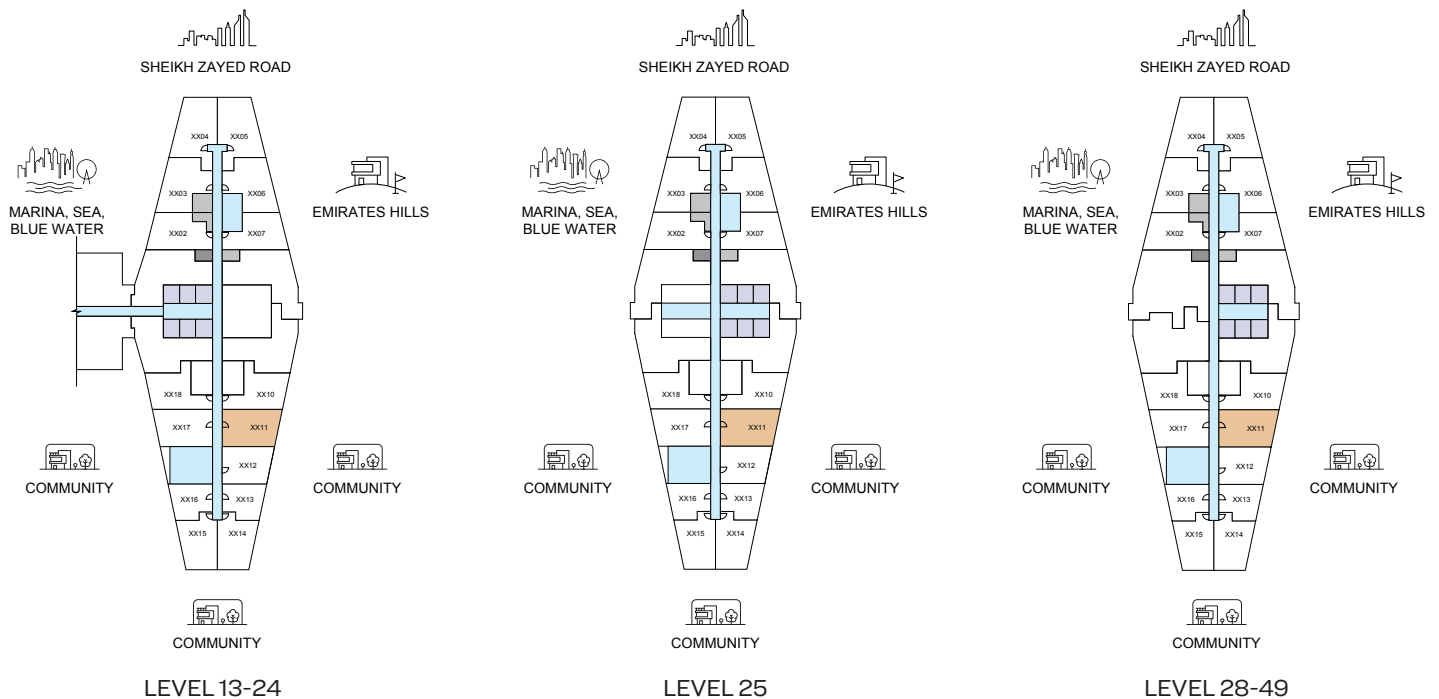
THE TRANQUIL  
AT SOBHA CENTRAL

#### TOTAL SALEABLE AREA

SUITE = 654.34 SQ.FT.  
BALCONY = 89.23 SQ.FT.  
TOTAL = 743.57 SQ.FT.



UNIT



List of unit numbers with this unit plan:

#### VIEWS

**Uptown Dubai, Low-rise villa community**

A1311, A1411, A1511, A1611, A1711, A1811, A1911, A2011, A2111, A2211, A2311, A2411, A2511, A2811, A2911, A3011, A3111, A3211, A3311, A3411, A3511, A3611, A3711, A3811, A3911, A4011, A4111, A4211, A4311, A4411, A4511, A4611, A4711, A4811, A4911, A5011, A5111, A5211, A5311, A5411, A5511, A5611, A5711, A5811, A5911, A6011

DISCLAIMER: 1. ALL DIMENSIONS ARE IN METRIC, MEASURED TO WALL. 2. ALL DIMENSIONS & DRAWINGS ARE APPROXIMATE. 3. ACTUAL AREA MAY VARY FROM THE STATED AREA. 4. DRAWING ARE NOT TO SCALE. 5. LAYOUT REPRESENTATION AND IMAGES ARE FOR ILLUSTRATIVE PURPOSES ONLY AND MAY NOT REPRESENT THE ACTUAL SIZE, FEATURES, SPECIFICATIONS FOR KITCHEN FIXTURES, APPLIANCES, FITTINGS, FURNITURE OR FURNISHINGS AND FACADE. ACTUAL PRODUCTS AND DETAILS MAY VARY. 6. THE DEVELOPER RESERVES THE RIGHT TO MAKE REVISIONS/ ALTERATIONS, AT ITS ABSOLUTE DISCRETION, WITHOUT PRIOR INTIMATION OR ANY LIABILITY WHATSOEVER.



SOBHA CENTRAL



# 1

BEDROOM  
APARTMENT

## TYPE G

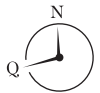
(with powder room + balcony)



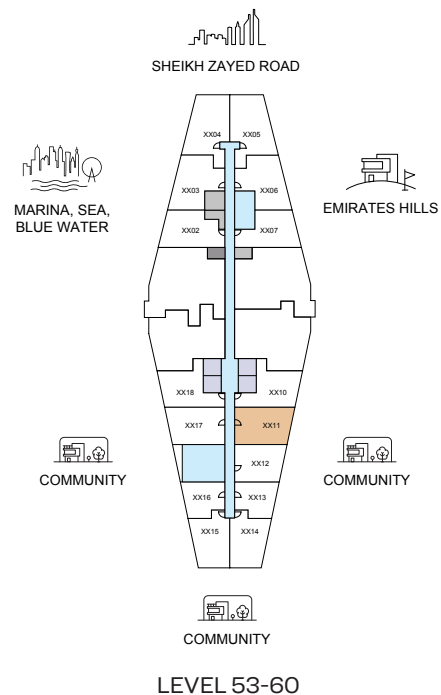
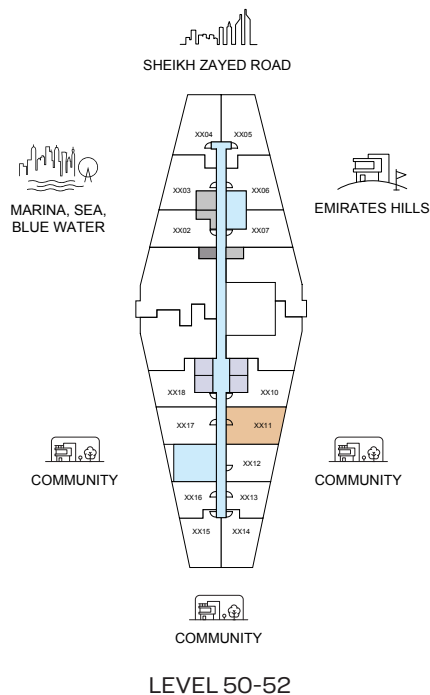
THE TRANQUIL  
AT SOBHA CENTRAL

### TOTAL SALEABLE AREA

SUITE = 654.34 SQ.FT.  
BALCONY = 89.23 SQ.FT.  
TOTAL = 743.57 SQ.FT.



UNIT



List of unit numbers with this unit plan:

### VIEWS

Uptown Dubai, Low-rise villa community

A1311, A1411, A1511, A1611, A1711, A1811, A1911, A2011, A2111, A2211, A2311, A2411, A2511, A2811, A2911, A3011, A3111, A3211, A3311, A3411, A3511, A3611, A3711, A3811, A3911, A4011, A4111, A4211, A4311, A4411, A4511, A4611, A4711, A4811, A4911, A5011, A5111, A5211, A5311, A5411, A5511, A5611, A5711, A5811, A5911, A6011

DISCLAIMER: 1. ALL DIMENSIONS ARE IN METRIC, MEASURED TO WALL. 2. ALL DIMENSIONS & DRAWINGS ARE APPROXIMATE. 3. ACTUAL AREA MAY VARY FROM THE STATED AREA. 4. DRAWING ARE NOT TO SCALE. 5. LAYOUT REPRESENTATION AND IMAGES ARE FOR ILLUSTRATIVE PURPOSES ONLY AND MAY NOT REPRESENT THE ACTUAL SIZE, FEATURES, SPECIFICATIONS FOR KITCHEN FIXTURES, APPLIANCES, FITTINGS, FURNITURE OR FURNISHINGS AND FACADE. ACTUAL PRODUCTS AND DETAILS MAY VARY. 6. THE DEVELOPER RESERVES THE RIGHT TO MAKE REVISIONS/ ALTERATIONS, AT ITS ABSOLUTE DISCRETION, WITHOUT PRIOR INTIMATION OR ANY LIABILITY WHATSOEVER.



SOBHA CENTRAL

# 1

BEDROOM  
APARTMENT

## TYPE G

(with powder room + balcony)



THE TRANQUIL  
AT SOBHA CENTRAL

### TOTAL SALEABLE AREA

SUITE = 654.34 SQ.FT.  
BALCONY = 89.23 SQ.FT.  
TOTAL = 743.57 SQ.FT.



List of unit numbers with this unit plan:

### VIEWS

Uptown Dubai, Low-rise villa community

A1311, A1411, A1511, A1611, A1711, A1811, A1911, A2011, A2111, A2211, A2311, A2411, A2511, A2811, A2911, A3011, A3111, A3211, A3311, A3411, A3511, A3611, A3711, A3811, A3911, A4011, A4111, A4211, A4311, A4411, A4511, A4611, A4711, A4811, A4911, A5011, A5111, A5211, A5311, A5411, A5511, A5611, A5711, A5811, A5911, A6011

DISCLAIMER: 1. ALL DIMENSIONS ARE IN METRIC, MEASURED TO WALL. 2. ALL DIMENSIONS & DRAWINGS ARE APPROXIMATE. 3. ACTUAL AREA MAY VARY FROM THE STATED AREA. 4. DRAWING ARE NOT TO SCALE. 5. LAYOUT REPRESENTATION AND IMAGES ARE FOR ILLUSTRATIVE PURPOSES ONLY AND MAY NOT REPRESENT THE ACTUAL SIZE, FEATURES, SPECIFICATIONS FOR KITCHEN FIXTURES, APPLIANCES, FITTINGS, FURNITURE OR FURNISHINGS AND FACADE. ACTUAL PRODUCTS AND DETAILS MAY VARY. 6. THE DEVELOPER RESERVES THE RIGHT TO MAKE REVISIONS/ ALTERATIONS, AT ITS ABSOLUTE DISCRETION, WITHOUT PRIOR INTIMATION OR ANY LIABILITY WHATSOEVER.



SOBHA CENTRAL



# 1

BEDROOM  
APARTMENT

## TYPE G - VARIANT 1

(with powder room + balcony)



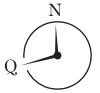
THE TRANQUIL  
AT SOBHA CENTRAL

### TOTAL SALEABLE AREA

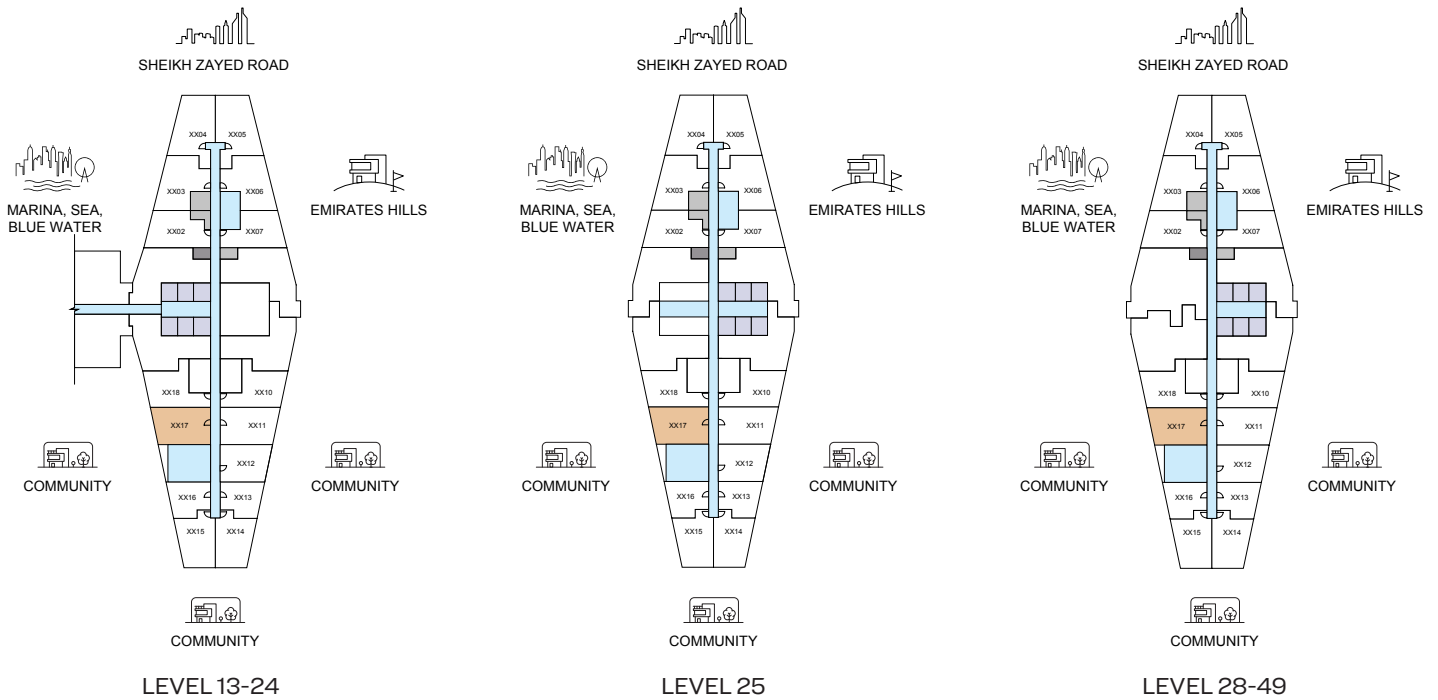
SUITE RANGE = 659.29 - 659.40 SQ.FT.

BALCONY = 89.23 SQ.FT.

TOTAL RANGE = 748.52 - 748.63 SQ.FT.



UNIT



List of unit numbers with this unit plan:

### VIEWS

#### Amenities, Community

A1317, A1417, A1517, A1617, A1717, A1817, A1917, A2017, A2117, A2217, A2317

#### Community

A2417, A2517, A2817, A2917, A3017, A3117, A3217, A3317, A3417, A3517, A3617, A3717, A3817, A3917, A4017, A4117, A4217, A4317, A4417, A4517, A4617, A4717, A4817, A4917, A5017, A5117, A5217, A5317, A5417, A5517, A5617, A5717, A5817, A5917, A6017

DISCLAIMER: 1. ALL DIMENSIONS ARE IN METRIC, MEASURED TO WALL. 2. ALL DIMENSIONS & DRAWINGS ARE APPROXIMATE. 3. ACTUAL AREA MAY VARY FROM THE STATED AREA. 4. DRAWING ARE NOT TO SCALE. 5. LAYOUT REPRESENTATION AND IMAGES ARE FOR ILLUSTRATIVE PURPOSES ONLY AND MAY NOT REPRESENT THE ACTUAL SIZE, FEATURES, SPECIFICATIONS FOR KITCHEN FIXTURES, APPLIANCES, FITTINGS, FURNITURE OR FURNISHINGS AND FACADE. ACTUAL PRODUCTS AND DETAILS MAY VARY. 6. THE DEVELOPER RESERVES THE RIGHT TO MAKE REVISIONS/ ALTERATIONS, AT ITS ABSOLUTE DISCRETION, WITHOUT PRIOR INTIMATION OR ANY LIABILITY WHATSOEVER.



SOBHA CENTRAL

# 1

BEDROOM  
APARTMENT

## TYPE G - VARIANT 1

(with powder room + balcony)



THE TRANQUIL  
AT SOBHA CENTRAL

### TOTAL SALEABLE AREA

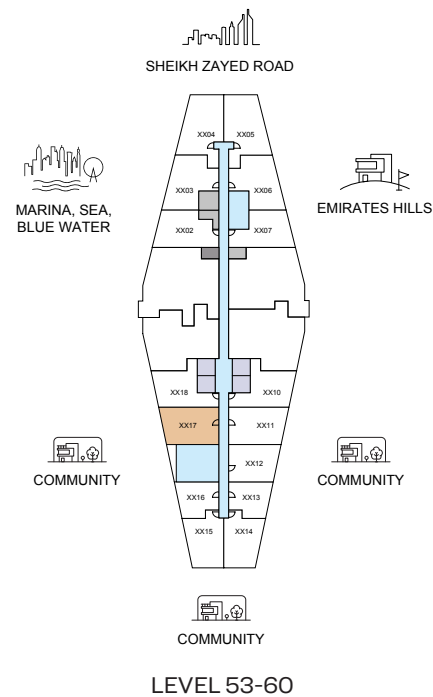
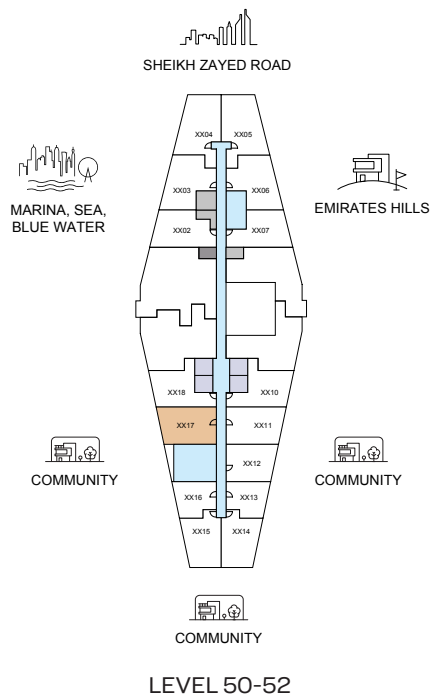
SUITE RANGE = 659.29 - 659.40 SQ.FT.

BALCONY = 89.23 SQ.FT.

TOTAL RANGE = 748.52 - 748.63 SQ.FT.



UNIT



List of unit numbers with this unit plan:

### VIEWS

#### Amenities, Community

A1317, A1417, A1517, A1617, A1717, A1817, A1917, A2017, A2117, A2217, A2317

#### Community

A2417, A2517, A2817, A2917, A3017, A3117, A3217, A3317, A3417, A3517, A3617, A3717, A3817, A3917, A4017, A4117, A4217, A4317, A4417, A4517, A4617, A4717, A4817, A4917, A5017, A5117, A5217, A5317, A5417, A5517, A5617, A5717, A5817, A5917, A6017

DISCLAIMER: 1. ALL DIMENSIONS ARE IN METRIC, MEASURED TO WALL. 2. ALL DIMENSIONS & DRAWINGS ARE APPROXIMATE. 3. ACTUAL AREA MAY VARY FROM THE STATED AREA. 4. DRAWING ARE NOT TO SCALE. 5. LAYOUT REPRESENTATION AND IMAGES ARE FOR ILLUSTRATIVE PURPOSES ONLY AND MAY NOT REPRESENT THE ACTUAL SIZE, FEATURES, SPECIFICATIONS FOR KITCHEN FIXTURES, APPLIANCES, FITTINGS, FURNITURE OR FURNISHINGS AND FACADE. ACTUAL PRODUCTS AND DETAILS MAY VARY. 6. THE DEVELOPER RESERVES THE RIGHT TO MAKE REVISIONS/ ALTERATIONS, AT ITS ABSOLUTE DISCRETION, WITHOUT PRIOR INTIMATION OR ANY LIABILITY WHATSOEVER.



SOBHA CENTRAL



# 1

BEDROOM  
APARTMENT

## TYPE G - VARIANT 1

(with powder room + balcony)



THE TRANQUIL  
AT SOBHA CENTRAL

### TOTAL SALEABLE AREA

SUITE RANGE = 659.29 - 659.40 SQ.FT.

BALCONY = 89.23 SQ.FT.

TOTAL RANGE = 748.52 - 748.63 SQ.FT.



List of unit numbers with this unit plan:

### VIEWS

#### Amenities, Community

A1317, A1417, A1517, A1617, A1717, A1817, A1917, A2017, A2117, A2217, A2317

#### Community

A2417, A2517, A2817, A2917, A3017, A3117, A3217, A3317, A3417, A3517, A3617, A3717, A3817, A3917, A4017, A4117, A4217, A4317, A4417, A4517, A4617, A4717, A4817, A4917, A5017, A5117, A5217, A5317, A5417, A5517, A5617, A5717, A5817, A5917, A6017

DISCLAIMER: 1. ALL DIMENSIONS ARE IN METRIC, MEASURED TO WALL. 2. ALL DIMENSIONS & DRAWINGS ARE APPROXIMATE. 3. ACTUAL AREA MAY VARY FROM THE STATED AREA. 4. DRAWING ARE NOT TO SCALE. 5. LAYOUT REPRESENTATION AND IMAGES ARE FOR ILLUSTRATIVE PURPOSES ONLY AND MAY NOT REPRESENT THE ACTUAL SIZE, FEATURES, SPECIFICATIONS FOR KITCHEN FIXTURES, APPLIANCES, FITTINGS, FURNITURE OR FURNISHINGS AND FACADE. ACTUAL PRODUCTS AND DETAILS MAY VARY. 6. THE DEVELOPER RESERVES THE RIGHT TO MAKE REVISIONS/ ALTERATIONS, AT ITS ABSOLUTE DISCRETION, WITHOUT PRIOR INTIMATION OR ANY LIABILITY WHATSOEVER.



SOBHA CENTRAL

# 2

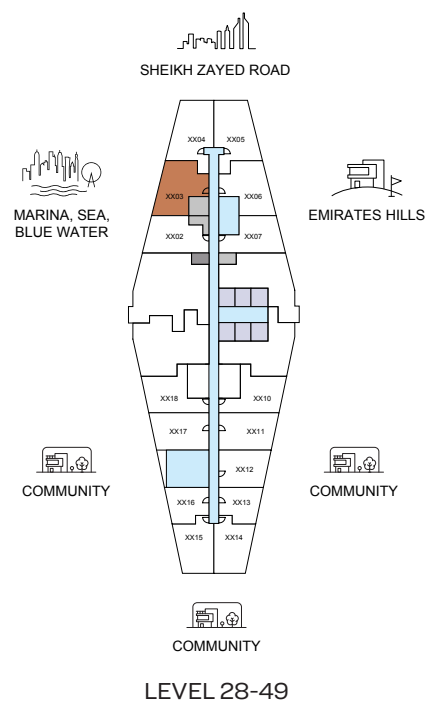
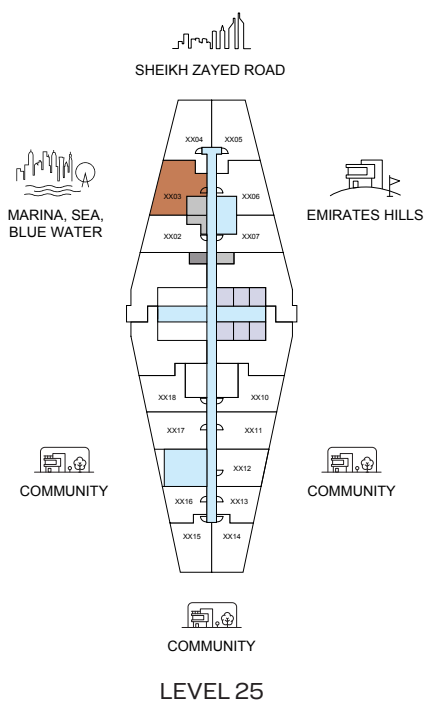
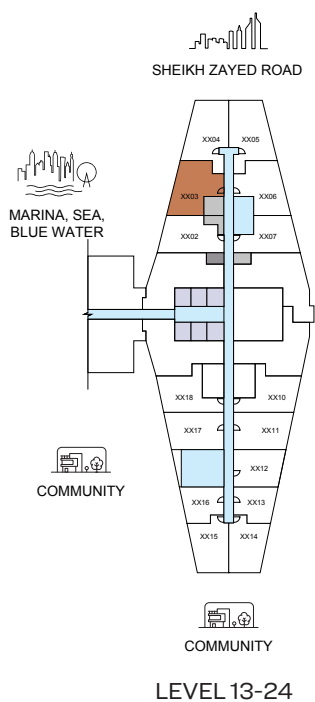
BEDROOM  
APARTMENT  
**TYPE A**  
(with balcony)

THE TRANQUIL  
AT SOBHA CENTRAL

**TOTAL SALEABLE AREA**  
SUITE RANGE = 759.72 - 759.93 SQ.FT.  
BALCONY = 99.78 SQ.FT.  
TOTAL RANGE = 859.50 - 859.71 SQ.FT.



UNIT



List of unit numbers with this unit plan:

## VIEWS

Amenities, Community, SZR, Sea view

A1303, A1403, A1503, A1603, A1703, A1803, A1903, A2003, A2103, A2203, A2303

Community, SZR, Sea view

A2403, A2503, A2803, A2903, A3003, A3103, A3203, A3303, A3403, A3503, A3603, A3703, A3803, A3903, A4003, A4103, A4203, A4303, A4403, A4503, A4603, A4703, A4803, A4903, A5003, A5103, A5203, A5303, A5403, A5503, A5603, A5703, A5803, A5903, A6003

DISCLAIMER: 1. ALL DIMENSIONS ARE IN METRIC, MEASURED TO WALL. 2. ALL DIMENSIONS & DRAWINGS ARE APPROXIMATE. 3. ACTUAL AREA MAY VARY FROM THE STATED AREA. 4. DRAWING ARE NOT TO SCALE. 5. LAYOUT REPRESENTATION AND IMAGES ARE FOR ILLUSTRATIVE PURPOSES ONLY AND MAY NOT REPRESENT THE ACTUAL SIZE, FEATURES, SPECIFICATIONS FOR KITCHEN FIXTURES, APPLIANCES, FITTINGS, FURNITURE OR FURNISHINGS AND FACADE. ACTUAL PRODUCTS AND DETAILS MAY VARY. 6. THE DEVELOPER RESERVES THE RIGHT TO MAKE REVISIONS/ ALTERATIONS, AT ITS ABSOLUTE DISCRETION, WITHOUT PRIOR INTIMATION OR ANY LIABILITY WHATSOEVER.



SOBHA CENTRAL



# 2

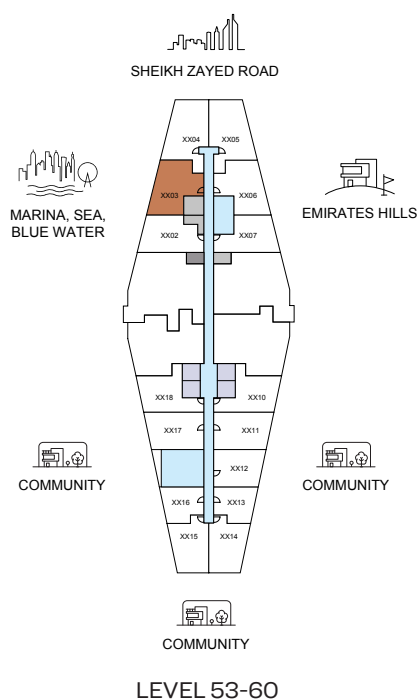
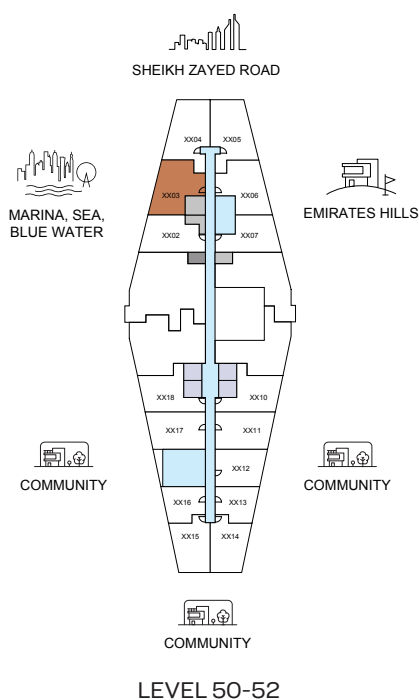
BEDROOM  
APARTMENT  
**TYPE A**  
(with balcony)

THE TRANQUIL  
AT SOBHA CENTRAL

**TOTAL SALEABLE AREA**  
SUITE RANGE = 759.72 - 759.93 SQ.FT.  
BALCONY = 99.78 SQ.FT.  
TOTAL RANGE = 859.50 - 859.71 SQ.FT.



UNIT



List of unit numbers with this unit plan:

## VIEWS

Amenities, Community, SZR, Sea view

A1303, A1403, A1503, A1603, A1703, A1803, A1903, A2003, A2103, A2203, A2303

Community, SZR, Sea view

A2403, A2503, A2803, A2903, A3003, A3103, A3203, A3303, A3403, A3503, A3603, A3703, A3803, A3903, A4003, A4103, A4203, A4303, A4403, A4503, A4603, A4703, A4803, A4903, A5003, A5103, A5203, A5303, A5403, A5503, A5603, A5703, A5803, A5903, A6003

DISCLAIMER: 1. ALL DIMENSIONS ARE IN METRIC, MEASURED TO WALL. 2. ALL DIMENSIONS & DRAWINGS ARE APPROXIMATE. 3. ACTUAL AREA MAY VARY FROM THE STATED AREA. 4. DRAWING ARE NOT TO SCALE. 5. LAYOUT REPRESENTATION AND IMAGES ARE FOR ILLUSTRATIVE PURPOSES ONLY AND MAY NOT REPRESENT THE ACTUAL SIZE, FEATURES, SPECIFICATIONS FOR KITCHEN FIXTURES, APPLIANCES, FITTINGS, FURNITURE OR FURNISHINGS AND FACADE. ACTUAL PRODUCTS AND DETAILS MAY VARY. 6. THE DEVELOPER RESERVES THE RIGHT TO MAKE REVISIONS/ ALTERATIONS, AT ITS ABSOLUTE DISCRETION, WITHOUT PRIOR INTIMATION OR ANY LIABILITY WHATSOEVER.



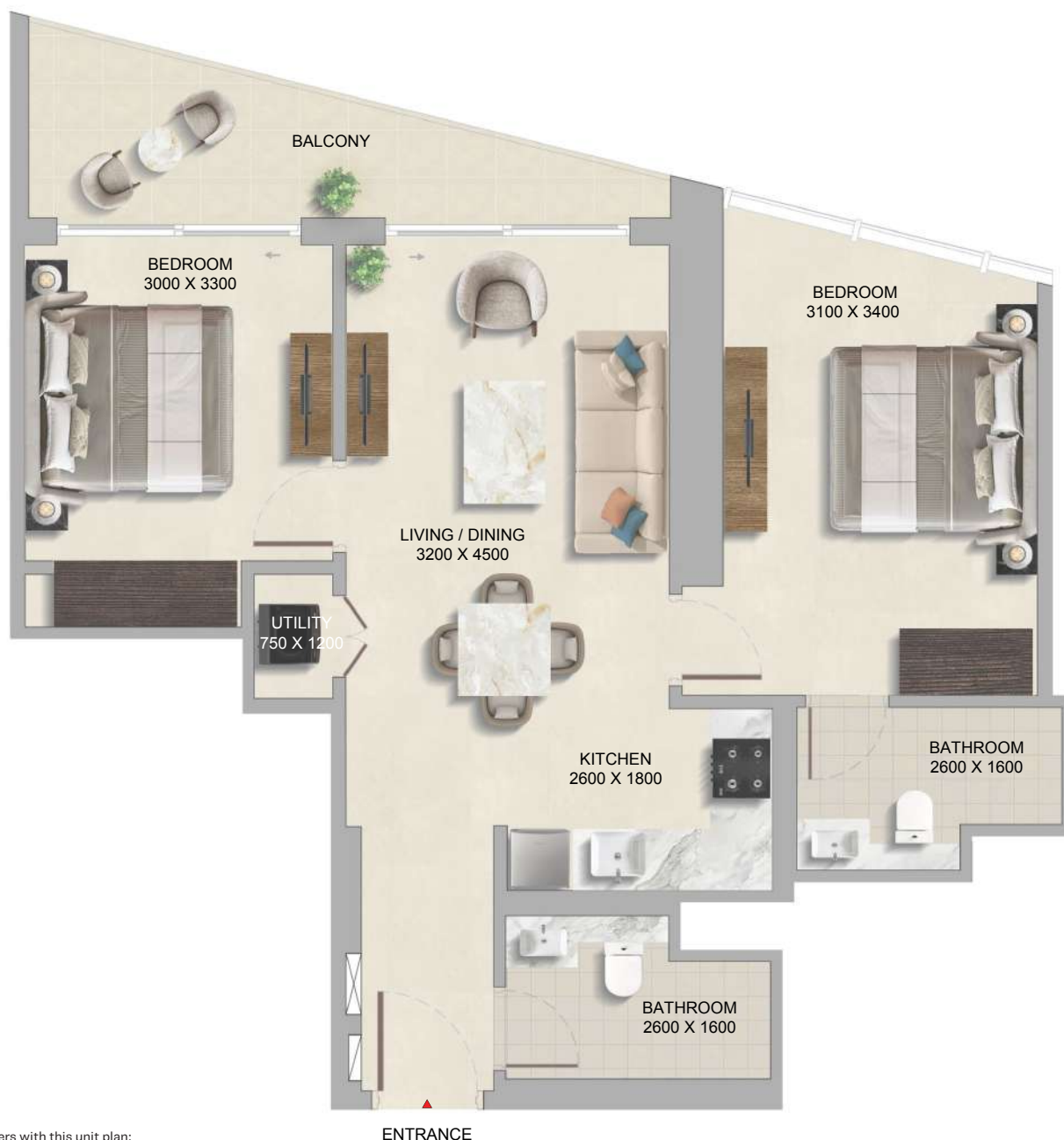
SOBHA CENTRAL

# 2

BEDROOM  
APARTMENT  
**TYPE A**  
(with balcony)

  
**THE TRANQUIL**  
AT SOBHA CENTRAL

**TOTAL SALEABLE AREA**  
SUITE RANGE = 759.72 - 759.93 SQ.FT.  
BALCONY = 99.78 SQ.FT.  
TOTAL RANGE = 859.50 - 859.71 SQ.FT.



List of unit numbers with this unit plan:

**ENTRANCE**

## VIEWS

Amenities, Community, SZR, Sea view

A1303, A1403, A1503, A1603, A1703, A1803, A1903, A2003, A2103, A2203, A2303

Community, SZR, Sea view

A2403, A2503, A2803, A2903, A3003, A3103, A3203, A3303, A3403, A3503, A3603, A3703, A3803, A3903, A4003, A4103, A4203, A4303, A4403, A4503, A4603, A4703, A4803, A4903, A5003, A5103, A5203, A5303, A5403, A5503, A5603, A5703, A5803, A5903, A6003

DISCLAIMER: 1. ALL DIMENSIONS ARE IN METRIC, MEASURED TO WALL. 2. ALL DIMENSIONS & DRAWINGS ARE APPROXIMATE. 3. ACTUAL AREA MAY VARY FROM THE STATED AREA. 4. DRAWING ARE NOT TO SCALE. 5. LAYOUT REPRESENTATION AND IMAGES ARE FOR ILLUSTRATIVE PURPOSES ONLY AND MAY NOT REPRESENT THE ACTUAL SIZE, FEATURES, SPECIFICATIONS FOR KITCHEN FIXTURES, APPLIANCES, FITTINGS, FURNITURE OR FURNISHINGS AND FACADE. ACTUAL PRODUCTS AND DETAILS MAY VARY. 6. THE DEVELOPER RESERVES THE RIGHT TO MAKE REVISIONS/ ALTERATIONS, AT ITS ABSOLUTE DISCRETION, WITHOUT PRIOR INTIMATION OR ANY LIABILITY WHATSOEVER.

  
**SOBHA CENTRAL**



**TOTAL SALEABLE AREA**

SUITE RANGE = 752.83 - 753.04 SQ.FT.  
BALCONY = 99.78 SQ.FT.  
TOTAL RANGE = 852.61 - 852.82 SQ.FT.



SHEIKH ZAYED ROAD

MARINA, SEA, BLUE WATER

EMIRATES HILLS

COMMUNITY

COMMUNITY

COMMUNITY

LEVEL 28-49

DISCLAIMER: 1. ALL DIMENSIONS ARE IN METRIC, MEASURED TO WALL. 2. ALL DIMENSIONS & DRAWINGS ARE APPROXIMATE. 3. ACTUAL AREA MAY VARY FROM THE STATED AREA. 4. DRAWING ARE NOT TO SCALE. 5. LAYOUT REPRESENTATION AND IMAGES ARE FOR ILLUSTRATIVE PURPOSES ONLY AND MAY NOT REPRESENT THE ACTUAL SIZE, FEATURES, SPECIFICATIONS FOR KITCHEN FIXTURES, APPLIANCES, FITTINGS, FURNITURE OR FURNISHINGS AND FACADE. ACTUAL PRODUCTS AND DETAILS MAY VARY. 6. THE DEVELOPER RESERVES THE RIGHT TO MAKE REVISIONS/ ALTERATIONS, AT ITS ABSOLUTE DISCRETION, WITHOUT PRIOR INTIMATION OR ANY LIABILITY WHATSOEVER.



SOBHA CENTRAL

# 2

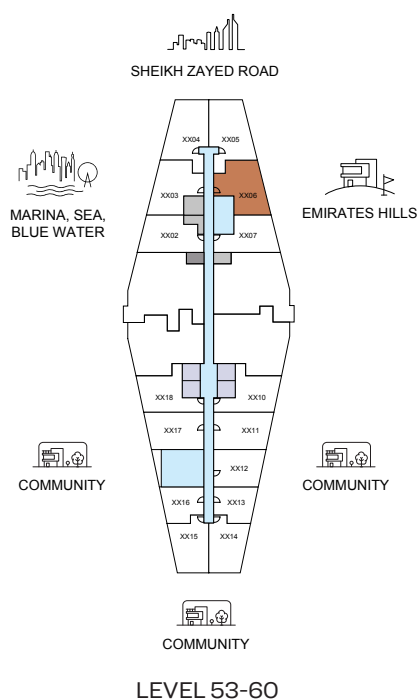
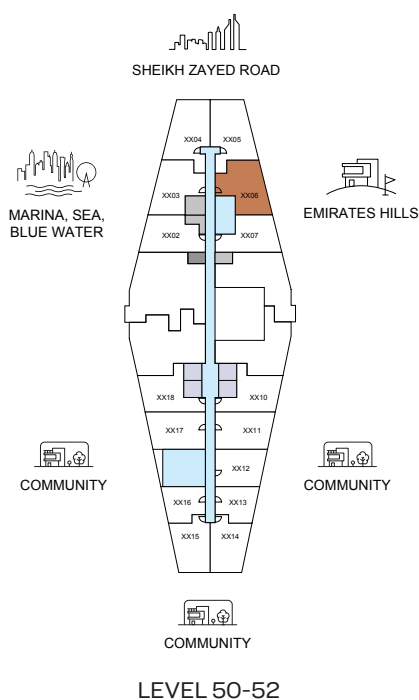
BEDROOM  
APARTMENT  
**TYPE A - VARIANT 1**  
(with balcony)

THE TRANQUIL  
AT SOBHA CENTRAL

**TOTAL SALEABLE AREA**  
SUITE RANGE = 752.83 - 753.04 SQ.FT.  
BALCONY = 99.78 SQ.FT.  
TOTAL RANGE = 852.61 - 852.82 SQ.FT.



UNIT



List of unit numbers with this unit plan:

## VIEWS

Uptown Dubai, JLT, Emirates Hills

A1306, A1406, A1506, A1606, A1706, A1806, A1906, A2006, A2106, A2206, A2306, A2406, A2506, A2806, A2906, A3006, A3106, A3206, A3306, A3406, A3506, A3606, A3706, A3806, A3906, A4006, A4106, A4206, A4306, A4406, A4506, A4606, A4706, A4806, A4906, A5006, A5106, A5206, A5306, A5406, A5506, A5606, A5706, A5806, A5906, A6006

DISCLAIMER: 1. ALL DIMENSIONS ARE IN METRIC, MEASURED TO WALL. 2. ALL DIMENSIONS & DRAWINGS ARE APPROXIMATE. 3. ACTUAL AREA MAY VARY FROM THE STATED AREA. 4. DRAWING ARE NOT TO SCALE. 5. LAYOUT REPRESENTATION AND IMAGES ARE FOR ILLUSTRATIVE PURPOSES ONLY AND MAY NOT REPRESENT THE ACTUAL SIZE, FEATURES, SPECIFICATIONS FOR KITCHEN FIXTURES, APPLIANCES, FITTINGS, FURNITURE OR FURNISHINGS AND FACADE. ACTUAL PRODUCTS AND DETAILS MAY VARY. 6. THE DEVELOPER RESERVES THE RIGHT TO MAKE REVISIONS/ ALTERATIONS, AT ITS ABSOLUTE DISCRETION, WITHOUT PRIOR INTIMATION OR ANY LIABILITY WHATSOEVER.



SOBHA CENTRAL



# 2

BEDROOM  
APARTMENT  
**TYPE A - VARIANT 1**  
(with balcony)

**THE TRANQUIL**  
AT SOBHA CENTRAL

**TOTAL SALEABLE AREA**  
SUITE RANGE = 752.83 - 753.04 SQ.FT.  
BALCONY = 99.78 SQ.FT.  
TOTAL RANGE = 852.61 - 852.82 SQ.FT.



ENTRANCE

List of unit numbers with this unit plan:

## VIEWS

Uptown Dubai, JLT, Emirates Hills

A1306, A1406, A1506, A1606, A1706, A1806, A1906, A2006, A2106, A2206, A2306, A2406, A2506, A2806, A2906, A3006, A3106, A3206, A3306, A3406, A3506, A3606, A3706, A3806, A3906, A4006, A4106, A4206, A4306, A4406, A4506, A4606, A4706, A4806, A4906, A5006, A5106, A5206, A5306, A5406, A5506, A5606, A5706, A5806, A5906, A6006

DISCLAIMER: 1. ALL DIMENSIONS ARE IN METRIC, MEASURED TO WALL. 2. ALL DIMENSIONS & DRAWINGS ARE APPROXIMATE. 3. ACTUAL AREA MAY VARY FROM THE STATED AREA. 4. DRAWING ARE NOT TO SCALE. 5. LAYOUT REPRESENTATION AND IMAGES ARE FOR ILLUSTRATIVE PURPOSES ONLY AND MAY NOT REPRESENT THE ACTUAL SIZE, FEATURES, SPECIFICATIONS FOR KITCHEN FIXTURES, APPLIANCES, FITTINGS, FURNITURE OR FURNISHINGS AND FACADE. ACTUAL PRODUCTS AND DETAILS MAY VARY. 6. THE DEVELOPER RESERVES THE RIGHT TO MAKE REVISIONS/ ALTERATIONS, AT ITS ABSOLUTE DISCRETION, WITHOUT PRIOR INTIMATION OR ANY LIABILITY WHATSOEVER.



**SOBHA CENTRAL**



**TOTAL SALEABLE AREA**  
SUITE = 775.22 SQ.FT.  
BALCONY = 96.77 SQ.FT.  
TOTAL = 871.99 SQ.FT.



UNIT



A200, A210, A220, A230, A240, A250, A260, A270, A280, A290, A300, A310, A320, A330, A340, A350, A360, A370, A380, A390, A400, A410, A420, A430, A440, A450, A460, A470, A480, A490, A500, A510, A520, A530, A540, A550, A560, A570, A580, A590, A600

DISCLAIMER: 1. ALL DIMENSIONS ARE IN METRIC, MEASURED TO WALL. 2. ALL DIMENSIONS & DRAWINGS ARE APPROXIMATE. 3. ACTUAL AREA MAY VARY FROM THE STATED AREA. 4. DRAWING ARE NOT TO SCALE. 5. LAYOUT REPRESENTATION AND IMAGES ARE FOR ILLUSTRATIVE PURPOSES ONLY AND MAY NOT REPRESENT THE ACTUAL SIZE, FEATURES, SPECIFICATIONS FOR KITCHEN FIXTURES, APPLIANCES, FITTINGS, FURNITURE OR FURNISHINGS AND FACADE. ACTUAL PRODUCTS AND DETAILS MAY VARY. 6. THE DEVELOPER RESERVES THE RIGHT TO MAKE REVISIONS/ ALTERATIONS, AT ITS ABSOLUTE DISCRETION, WITHOUT PRIOR INTIMATION OR ANY LIABILITY WHATSOEVER.



SOBHA CENTRAL



# 2

BEDROOM  
APARTMENT  
**TYPE C**  
(with balcony)

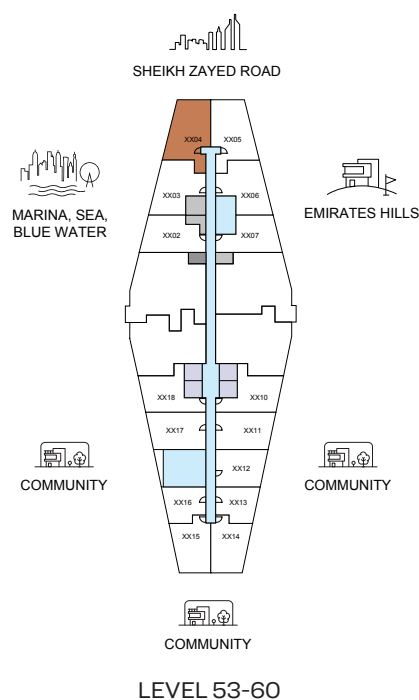
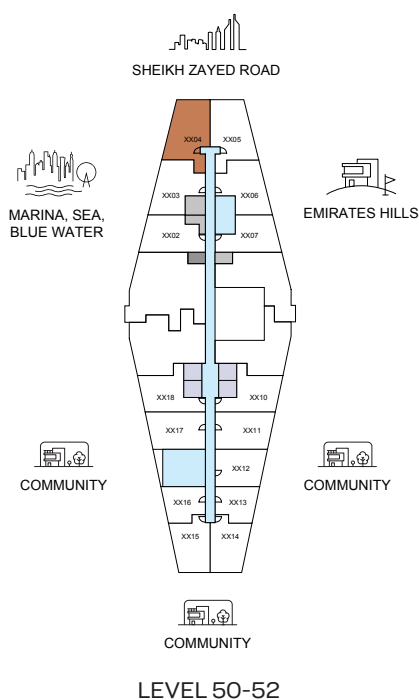
THE TRANQUIL  
AT SOBHA CENTRAL

## TOTAL SALEABLE AREA

SUITE = 775.22 SQ.FT.  
BALCONY = 96.77 SQ.FT.  
TOTAL = 871.99 SQ.FT.



UNIT



List of unit numbers with this unit plan:

## VIEWS

120 degree view, SZR, Marina, Bluewaters, Sea view

A1304, A1404, A1504, A1604, A1704, A1804, A1904, A2004, A2104, A2204, A2304, A2404, A2504, A2804, A2904, A3004, A3104, A3204, A3304, A3404, A3504, A3604, A3704, A3804, A3904, A4004, A4104, A4204, A4304, A4404, A4504, A4604, A4704, A4804, A4904, A5004, A5104, A5204, A5304, A5404, A5504, A5604, A5704, A5804, A5904, A6004

DISCLAIMER: 1. ALL DIMENSIONS ARE IN METRIC, MEASURED TO WALL. 2. ALL DIMENSIONS & DRAWINGS ARE APPROXIMATE. 3. ACTUAL AREA MAY VARY FROM THE STATED AREA. 4. DRAWING ARE NOT TO SCALE. 5. LAYOUT REPRESENTATION AND IMAGES ARE FOR ILLUSTRATIVE PURPOSES ONLY AND MAY NOT REPRESENT THE ACTUAL SIZE, FEATURES, SPECIFICATIONS FOR KITCHEN FIXTURES, APPLIANCES, FITTINGS, FURNITURE OR FURNISHINGS AND FACADE. ACTUAL PRODUCTS AND DETAILS MAY VARY. 6. THE DEVELOPER RESERVES THE RIGHT TO MAKE REVISIONS/ ALTERATIONS, AT ITS ABSOLUTE DISCRETION, WITHOUT PRIOR INTIMATION OR ANY LIABILITY WHATSOEVER.



SOBHA CENTRAL

# 2

BEDROOM  
APARTMENT

## TYPE C

(with balcony)

THE TRANQUIL  
AT SOBHA CENTRAL

### TOTAL SALEABLE AREA

SUITE = 775.22 SQ.FT.  
BALCONY = 96.77 SQ.FT.  
TOTAL = 871.99 SQ.FT.



List of unit numbers with this unit plan:

### VIEWS

120 degree view, SZR, Marina, Bluewaters, Sea view

A1304, A1404, A1504, A1604, A1704, A1804, A1904, A2004, A2104, A2204, A2304, A2404, A2504, A2804, A2904, A3004, A3104, A3204, A3304, A3404, A3504, A3604, A3704, A3804, A3904, A4004, A4104, A4204, A4304, A4404, A4504, A4604, A4704, A4804, A4904, A5004, A5104, A5204, A5304, A5404, A5504, A5604, A5704, A5804, A5904, A6004

DISCLAIMER: 1. ALL DIMENSIONS ARE IN METRIC, MEASURED TO WALL. 2. ALL DIMENSIONS & DRAWINGS ARE APPROXIMATE. 3. ACTUAL AREA MAY VARY FROM THE STATED AREA. 4. DRAWING ARE NOT TO SCALE. 5. LAYOUT REPRESENTATION AND IMAGES ARE FOR ILLUSTRATIVE PURPOSES ONLY AND MAY NOT REPRESENT THE ACTUAL SIZE, FEATURES, SPECIFICATIONS FOR KITCHEN FIXTURES, APPLIANCES, FITTINGS, FURNITURE OR FURNISHINGS AND FACADE. ACTUAL PRODUCTS AND DETAILS MAY VARY. 6. THE DEVELOPER RESERVES THE RIGHT TO MAKE REVISIONS/ ALTERATIONS, AT ITS ABSOLUTE DISCRETION, WITHOUT PRIOR INTIMATION OR ANY LIABILITY WHATSOEVER.



SOBHA CENTRAL



# 2

BEDROOM  
APARTMENT  
**TYPE C - VARIANT 1**  
(with balcony)

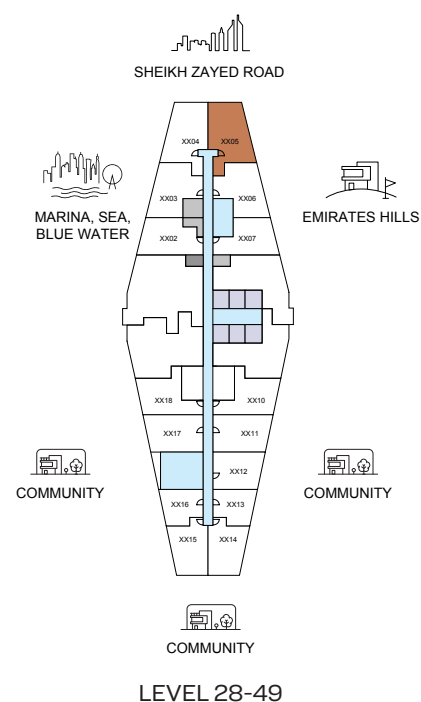
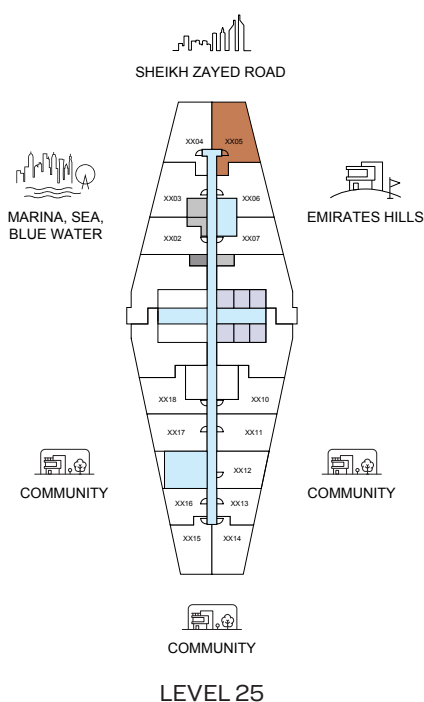
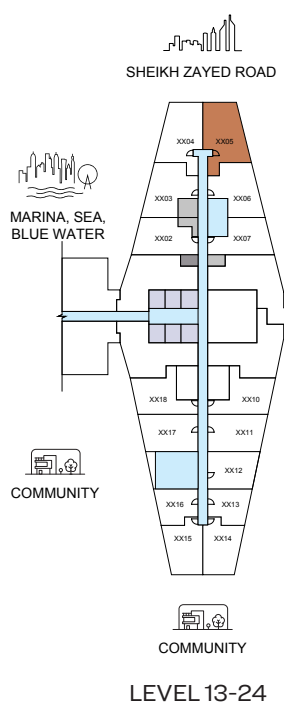
**THE TRANQUIL**  
AT SOBHA CENTRAL

## TOTAL SALEABLE AREA

SUITE = 775.22 SQ.FT.  
BALCONY = 96.77 SQ.FT.  
TOTAL = 871.99 SQ.FT.



UNIT



List of unit numbers with this unit plan:

## VIEWS

120 degree view, SZR, Marina, Uptown Dubai, JLT, Emirates Hills

A1305, A1405, A1505, A1605, A1705, A1805, A1905, A2005, A2105, A2205, A2305, A2405, A2505, A2805, A2905, A3005, A3105, A3205, A3305, A3405, A3505, A3605, A3705, A3805, A3905, A4005, A4105, A4205, A4305, A4405, A4505, A4605, A4705, A4805, A4905, A5005, A5105, A5205, A5305, A5405, A5505, A5605, A5705, A5805, A5905, A6005

DISCLAIMER: 1. ALL DIMENSIONS ARE IN METRIC, MEASURED TO WALL. 2. ALL DIMENSIONS & DRAWINGS ARE APPROXIMATE. 3. ACTUAL AREA MAY VARY FROM THE STATED AREA. 4. DRAWING ARE NOT TO SCALE. 5. LAYOUT REPRESENTATION AND IMAGES ARE FOR ILLUSTRATIVE PURPOSES ONLY AND MAY NOT REPRESENT THE ACTUAL SIZE, FEATURES, SPECIFICATIONS FOR KITCHEN FIXTURES, APPLIANCES, FITTINGS, FURNITURE OR FURNISHINGS AND FACADE. ACTUAL PRODUCTS AND DETAILS MAY VARY. 6. THE DEVELOPER RESERVES THE RIGHT TO MAKE REVISIONS/ ALTERATIONS, AT ITS ABSOLUTE DISCRETION, WITHOUT PRIOR INTIMATION OR ANY LIABILITY WHATSOEVER.



**SOBHA CENTRAL**

# 2

BEDROOM  
APARTMENT  
**TYPE C - VARIANT 1**  
(with balcony)

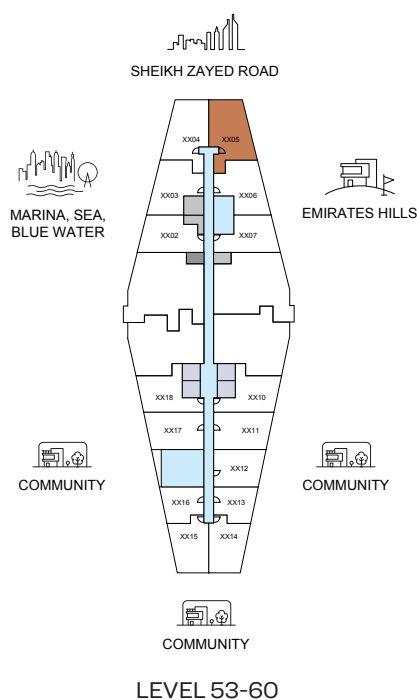
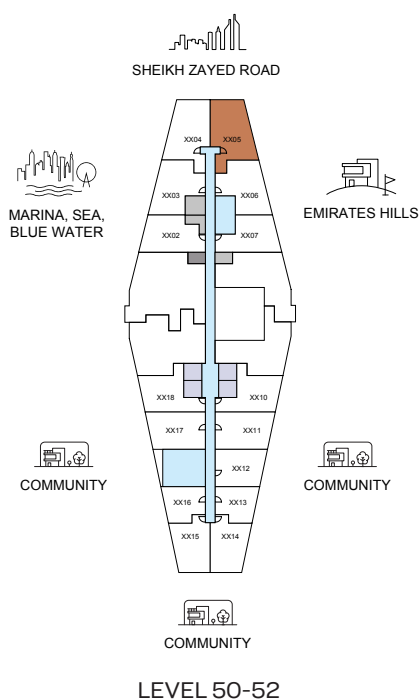
THE TRANQUIL  
AT SOBHA CENTRAL

## TOTAL SALEABLE AREA

SUITE = 775.22 SQ.FT.  
BALCONY = 96.77 SQ.FT.  
TOTAL = 871.99 SQ.FT.



UNIT



List of unit numbers with this unit plan:

## VIEWS

120 degree view, SZR, Marina, Uptown Dubai, JLT, Emirates Hills

A1305, A1405, A1505, A1605, A1705, A1805, A1905, A2005, A2105, A2205, A2305, A2405, A2505, A2805, A2905, A3005, A3105, A3205, A3305, A3405, A3505, A3605, A3705, A3805, A3905, A4005, A4105, A4205, A4305, A4405, A4505, A4605, A4705, A4805, A4905, A5005, A5105, A5205, A5305, A5405, A5505, A5605, A5705, A5805, A5905, A6005

DISCLAIMER: 1. ALL DIMENSIONS ARE IN METRIC, MEASURED TO WALL. 2. ALL DIMENSIONS & DRAWINGS ARE APPROXIMATE. 3. ACTUAL AREA MAY VARY FROM THE STATED AREA. 4. DRAWING ARE NOT TO SCALE. 5. LAYOUT REPRESENTATION AND IMAGES ARE FOR ILLUSTRATIVE PURPOSES ONLY AND MAY NOT REPRESENT THE ACTUAL SIZE, FEATURES, SPECIFICATIONS FOR KITCHEN FIXTURES, APPLIANCES, FITTINGS, FURNITURE OR FURNISHINGS AND FACADE. ACTUAL PRODUCTS AND DETAILS MAY VARY. 6. THE DEVELOPER RESERVES THE RIGHT TO MAKE REVISIONS/ ALTERATIONS, AT ITS ABSOLUTE DISCRETION, WITHOUT PRIOR INTIMATION OR ANY LIABILITY WHATSOEVER.



SOBHA CENTRAL



# 2

BEDROOM  
APARTMENT  
**TYPE C - VARIANT 1**  
(with balcony)

**THE TRANQUIL**  
AT SOBHA CENTRAL

**TOTAL SALEABLE AREA**  
SUITE = 775.22 SQ.FT.  
BALCONY = 96.77 SQ.FT.  
TOTAL = 871.99 SQ.FT.



List of unit numbers with this unit plan:

## VIEWS

120 degree view, SZR, Marina, Uptown Dubai, JLT, Emirates Hills

A1305, A1405, A1505, A1605, A1705, A1805, A1905, A2005, A2105, A2205, A2305, A2405, A2505, A2805, A2905, A3005, A3105, A3205, A3305, A3405, A3505, A3605, A3705, A3805, A3905, A4005, A4105, A4205, A4305, A4405, A4505, A4605, A4705, A4805, A4905, A5005, A5105, A5205, A5305, A5405, A5505, A5605, A5705, A5805, A5905, A6005

DISCLAIMER: 1. ALL DIMENSIONS ARE IN METRIC, MEASURED TO WALL. 2. ALL DIMENSIONS & DRAWINGS ARE APPROXIMATE. 3. ACTUAL AREA MAY VARY FROM THE STATED AREA. 4. DRAWING ARE NOT TO SCALE. 5. LAYOUT REPRESENTATION AND IMAGES ARE FOR ILLUSTRATIVE PURPOSES ONLY AND MAY NOT REPRESENT THE ACTUAL SIZE, FEATURES, SPECIFICATIONS FOR KITCHEN FIXTURES, APPLIANCES, FITTINGS, FURNITURE OR FURNISHINGS AND FACADE. ACTUAL PRODUCTS AND DETAILS MAY VARY. 6. THE DEVELOPER RESERVES THE RIGHT TO MAKE REVISIONS/ ALTERATIONS, AT ITS ABSOLUTE DISCRETION, WITHOUT PRIOR INTIMATION OR ANY LIABILITY WHATSOEVER.



**SOBHA CENTRAL**

SOBHA  
REALTY

